

NUEVA ECIJA II-AREA I ELECTRIC COOPERATIVE, INC.


Calipahan, Talavera, Nueva Ecija


UNBUNDLED RATES SCHEDULE


For the month of April 2018

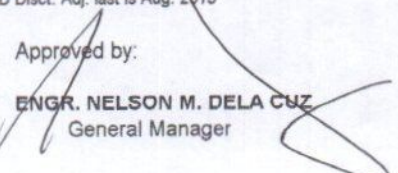
		Res'l	Low Voltage					Higher Voltage
			Comm'l	Ind'l	Public Building	Street Lights	Special Lighting	Ind'l
Generation and Transmission Charges:								
Generation Charge	Php/Kwh	5.1491	5.1491	5.1491	5.1491	5.1491	5.1491	5.1491
Franchise & Benefits to Host Communities	Php/Kwh							
Power Act Reduction	Php/Kwh							
Transmission Demand Charge	Php/Kwh							235.59
Transmission System Charges	Php/Kwh	1.0678	1.0678	1.0678	1.0678	1.0678	1.0678	1.0678
System Loss	Php/Kwh	0.8798	0.8798	0.8798	0.8798	0.8798	0.8798	0.8798
Sub-total	Php/Kwh	7.0967	7.0967	7.0967	7.0967	7.0967	7.0967	6.0290
Distribution Revenues:								
Distribution Charges								
Distribution Demand Charge	Php/Kwh							219.68
Distribution System Charge	Php/Kwh	0.5782	0.7595	0.7595	0.7595	0.7595	0.7595	
Supply Charges								
Retail Electric Service Charge	Php/Cust/Mo.		42.92	42.92	42.92	42.92	42.92	42.92
Retail Electric System Charge	Php/Kwh	0.6001						
Metering Charges								
Metering Charges	Php/Meter/Mo.	5.00	35.94	35.94	35.94	35.94	35.94	35.94
Metering System Charges	Php/Kwh	0.4326						
Distribution Connection Charge	Php/Kwh							
Final Loan Condonation	Php/Kwh							
Final Loan Condonation	Php/Mo.							
RFSC/Member's Contribution for CAPEX	Php/Kwh	0.2904	0.2904	0.2904	0.2904	0.2904	0.2904	0.2904
Sub-total	Php/Kwh	1.9013	1.0499	1.0499	1.0499	1.0499	1.0499	0.2904
Others								
Lifeline Rate subsidy	Php/Kwh	0.0380	0.0380	0.0380	0.0380	0.0380	0.0380	0.0380
Lifeline Rate Discount	Php/Kwh							
Senior Citizen Discount	Php/Kwh	0.0004			0.0004			
Inter-Class Cross Subsidy Charge Adj	Php/Kwh							
Reinstated Prompt Payment Disc.t Adj	Php/Kwh							
Reinstated Prompt Payment Disc.t Adj	Php/Cust/Mo.							
Cross Subsidy Removal								
Deferred Accounting Adjustments								
GRAM/ICERA	Php/Kwh	0.3497	0.3497	0.3497	0.3497	0.3497	0.3497	0.3497
Automatic Cost Recovery Mechanism								
TAFPPC/TAFxA	Php/Kwh	0.0151	0.0151	0.0151	0.0151	0.0151	0.0151	0.0151
Sub-total	Php/Kwh	0.4032	0.4028	0.4028	0.4032	0.4028	0.4028	0.4028
Government Revenues								
Franchise Tax								
Local Tax								
Business Tax								
Value Added Tax								
Generation	Php/Kwh	0.0626	0.0626	0.0626	0.0626	0.0626	0.0626	0.0626
Transmission/Franchise	Php/Kwh	0.1195	0.1195	0.1195	0.1195	0.1195	0.1195	0.1195
System Loss	Php/Kwh	0.0301	0.0301	0.0301	0.0301	0.0301	0.0301	0.0301
DAA (GRAM/ICERA)	Php/Kwh	0.0306	0.0306	0.0306	0.0306	0.0306	0.0306	0.0306
ACRM (TAFPPC/TAFxA)	Php/Kwh	0.0015	0.0015	0.0015	0.0015	0.0015	0.0015	0.0015
Distribution	Php/Kwh	12% of sub-total	12% of sub-total	12% of sub-total *	12% of sub-total	12% of sub-total	12% of sub-total *	12% of sub-total *
Others		12% of sub-total *	12% of sub-total	12% of sub-total *	12% of sub-total	12% of sub-total	12% of sub-total *	12% of sub-total *
Universal charges								
NPC Stranded Debts	Php/Kwh	0.0265	0.0265	0.0265	0.0265	0.0265	0.0265	0.0265
NPC Stranded Costs	Php/Kwh	0.1938	0.1938	0.1938	0.1938	0.1938	0.1938	0.1938
DU's Stranded Contract Cost								
Missionary Electrification *	Php/Kwh	0.1561	0.1561	0.1561	0.1561	0.1561	0.1561	0.1561
Environmental Charges	Php/Kwh	0.0025	0.0025	0.0025	0.0025	0.0025	0.0025	0.0025
Feed-in Tariff Allo. (FIT-ALL)	Php/Kwh	0.1830	0.1830	0.1830	0.1830	0.1830	0.1830	0.1830
Sub-total	Php/Kwh	0.5619	0.5619	0.5619	0.5619	0.5619	0.5619	0.5619
Loan Condonation Refund								
	Php/Kwh							
TOTAL (excluding VAT)	Php/Kwh	9.9631	9.1113	9.1113	9.1117	9.1113	9.1113	7.2840
TOTAL (including VAT)	Php/Kwh	10.2075	9.3557	9.3557	9.3561	9.3557	9.3557	7.5284

New UCME charge effective January, 2014 amounting to 0.1561 as per ERC approval for Renewable Energy Developers effective March, 2014 to Aug. 2014 deferred the amount of 0.0381, UCME charge shld. Be equal to 0.1180/kwhr. Effective Sept., 2014 billing UCME shld. Be 0.1180/kWhr + 0.0381=0.1561. Loan Condonation Refund start 1/2013 (for 96 mos. (8 yrs.)) as per ERC CaseNo. 2003-33 for Res. (0.3266), Comm.(0.1450) Industrial (0.0476), P Bldg.(0.1428), St Li.(0.4059), Sp.Li. (0.0925) High Voltage (0.0476). PPA refund finished last 11/2013. Over/Under Recoveries start April, 2014 for Transmission Lifeline (refund)&for Gen. Cost, System Loss, & PPD Disc. Adj (collect). New FEED- IN TARIFF ALLOWANCE (FIT-ALL) for calendar year 2017 is Php0.1830/kWh (TRANSCO) start June, 2017 billing. Extension of UCME charge effective January, 2015 to August, 2015 unless otherwise directed by the Commission as per ERC Case/No. 2014-135 RC amounting to 0.1561/kWhr. Last add'l in Interclass Cross Subsidy Charge Adj. is June, 2015. Reinstated PPD Disc. Adj. last is Aug. 2015

Prepared by:

ANTHONY F. ALFONSO
 Energy Trading Officer

Checked by:

ENGR. JEFFREY C. ODOAPAS
 OIC - CITET

Audited by:

MARY GRACE S. JOAQUIN
 Internal Auditor

Approved by:

ENGR. NELSON M. DELA CRUZ
 General Manager