

NUEVA ECIJA II-AREA I ELECTRIC COOPERATIVE, INC.


Calipahan, Talavera, Nueva Ecija


UNBUNDLED RATES SCHEDULE


For the month of January, 2015


	Res'l	Low Voltage					Higher Voltage	
		Comm'l	Ind'l	Public Building	Street Lights	Special Lighting	Ind'l	
Generation and Transmission Charges:								
Generation Charge	Php/Kwh	5.3993	5.3993	5.3993	5.3993	5.3993	5.3993	5.3993
Franchise & Benefits to Host Communities	Php/Kwh							
Power Act Reduction	Php/Kwh							
Transmission Demand Charge	Php/Kwh							233.76
Transmission System Charges	Php/Kwh	1.0714	1.0714	1.0714	1.0714	1.0714	1.0714	
System Loss	Php/Kwh	0.8160	0.8160	0.8160	0.8160	0.8160	0.8160	0.8160
Sub-total	Php/Kwh	7.2867	7.2867	7.2867	7.2867	7.2867	7.2867	6.2153
Distribution Revenues:								
Distribution Charges								
Distribution Demand Charge	Php/Kwh							219.68
Distribution System Charge	Php/Kwh	0.5782	0.7595	0.7595	0.7595	0.7595	0.7595	
Supply Charges								
Retail Electric Service Charge	Php/Cust/Mo.		42.92	42.92	42.92	42.92	42.92	42.92
Retail Electric System Charge	Php/Kwh	0.6001						
Metering Charges								
Metering Charges	Php/Meter/Mo.	5.00	35.94	35.94	35.94	35.94	35.94	35.94
Metering System Charges	Php/Kwh	0.4326						
Distribution Connection Charge	Php/Kwh							
Final Loan Condonation	Php/Kwh							
Final Loan Condonation	Php/Mo.							
Member's Contribution for CAPEX	Php/Kwh	0.2904	0.2904	0.2904	0.2904	0.2904	0.2904	0.2904
Sub-total	Php/Kwh	1.9013	1.0499	1.0499	1.0499	1.0499	1.0499	0.2904
Others								
Lifeline Rate subsidy	Php/Kwh	0.0537	0.0537	0.0537	0.0537	0.0537	0.0537	0.0537
Lifeline Rate Discount	Php/Kwh							
Senior Citizen Discount	Php/Kwh	0.0000						
Inter-Class Cross Subsidy Charge Adj	Php/Kwh	0.0395	0.0395	0.0395	0.0395	0.0395	0.0395	0.0395
Reinstated Prompt Payment Disc.t Adj	Php/Kwh	0.0023						
Reinstated Prompt Payment Disc.t Adj	Php/Cust/Mo.		0.1123	0.1123	0.1123	0.1123	0.1123	13.7699
Cross Subsidy Removal								
Sub-total	Php/Kwh	0.0956	0.0932	0.0932	0.0932	0.0932	0.0932	0.0932
Government Revenues								
Franchise Tax								
Local Tax								
Business Tax								
Value Added Tax								
Generation	Php/Kwh	0.0283	0.0283	0.0283	0.0283	0.0283	0.0283	0.0283
Transmission/Franchise	Php/Kwh	0.0034	0.0034	0.0034	0.0034	0.0034	0.0034	0.0034
System Loss	Php/Kwh	0.0020	0.0020	0.0020	0.0020	0.0020	0.0020	0.0020
Distribution	12% of sub-total *	12% of sub-total	12% of sub-total	12% of sub-total *	12% of sub-total	12% of sub-total	12% of sub-total *	12% of sub-total *
Others	12% of sub-total *	12% of sub-total	12% of sub-total	12% of sub-total *	12% of sub-total	12% of sub-total	12% of sub-total *	12% of sub-total *
Universal charges								
NPC Stranded Debts								
NPC Stranded Costs								
DU's Stranded Contract Cost	Php/Kwh	0.1938	0.1938	0.1938	0.1938	0.1938	0.1938	0.1938
Missionary Electrification *	Php/Kwh	0.1561	0.1561	0.1561	0.1561	0.1561	0.1561	0.1561
Environmental Charges	Php/Kwh	0.0025	0.0025	0.0025	0.0025	0.0025	0.0025	0.0025
Feed-in Tariff Allo. (FIT-ALL)	Php/Kwh	0.0406	0.0406	0.0406	0.0406	0.0406	0.0406	0.0406
Sub-total	Php/Kwh	0.3930	0.3930	0.3930	0.3930	0.3930	0.3930	0.3930
Loan Condonation Refund	Php/Kwh	(0.3266)	(0.1450)	(0.0476)	(0.1428)	(0.4059)	(0.0925)	(0.0476)
TOTAL (excluding VAT)	Php/Kwh	9.3500	8.6779	8.7753	8.6801	8.4170	8.7304	6.9444
TOTAL (including VAT)	Php/Kwh	9.3837	8.7115	8.8089	8.7137	8.4506	8.7640	6.9780

* New rate on Missionary Electrification under ERC Case No. 2009-028 RC Decision dated August 16, 2010. * Changes in Missionary Electrification Decision under ERC Decision (PSALM Memorandum dated 9 August 2011) implement Sept. 11 power rate until February, 2013). *Second year of RSEC-WR ERC Case No.2009-097RC dated Jan. 11, 2010. *ERC Case No. 2010-037RC Construction of Zone I office 1-17-2011, additional UCME under ERC Decision dated July 30, 2012 ERC Case No.2011-074 RC amounting to P0.0709 starting 8/2012 to 12/2013 for 17 mos. Loan Condonation Refund start 1/2013 (for 96 mos.) as per ERC CaseNo. 2003-33, UCME Refund of P0.0524 start 8/2013 UCME charge of P0.1163 Less overcharge last Aug. 2010-Sept 2010 of P0.0524=P0.0639. PPA refund finished last 11/2013. New UCME charge effective Jan. 2014 amounting to P0.1561 as per ERC approval for Renewable Energy Developers. Effective 3/2014 to 8/2014 defer the amt. of P0.0381 UCME charge shld. Be = to P0.1180/kWhr. Over/Under recoveries start April, 2014 for Transmission, Lifeline (refund) & Gen. Cost, System Loss, Interclass Cross Subsidy & PPD Disc.t Adj.(Collect).

Prepared by:

MA. CRISTINA R. LADARES
 Rate Analyst

Checked by:

ENGR. NELSON M. DELA CRUZ
 Trading & Compliance Manager

Audited by:

MARY GRACE S. JOAQUIN
 Internal Auditor

Approved by:

EULALIA M. CASTRO
 General Manager