

NUEVA ECIJA II-AREA I ELECTRIC COOPERATIVE, INC.

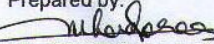
Calipahan, Talavera, Nueva Ecija


UNBUNDLED RATES SCHEDULE


For the month of March, 2015

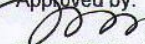
	Res'l	Low Voltage					Higher Voltage	
		Comm'l	Ind'l	Public Building	Street Lights	Special Lighting	Ind'l	
Generation and Transmission Charges:								
Generation Charge	Php/Kwh	5.5120	5.5120	5.5120	5.5120	5.5120	5.5120	5.5120
Franchise & Benefits to Host Communities	Php/Kwh							
Power Act Reduction	Php/Kwh							
Transmission Demand Charge	Php/Kw							302.67
Transmission System Charges	Php/Kwh	1.2173	1.2173	1.2173	1.2173	1.2173	1.2173	
System Loss	Php/Kwh	0.8635	0.8635	0.8635	0.8635	0.8635	0.8635	0.8635
Sub-total	Php/Kwh	7.5928	7.5928	7.5928	7.5928	7.5928	7.5928	6.3755
Distribution Revenues:								
Distribution Charges								
Distribution Demand Charge	Php/Kw							219.68
Distribution System Charge	Php/Kwh	0.5782	0.7595	0.7595	0.7595	0.7595	0.7595	
Supply Charges								
Retail Electric Service Charge	Php/Cust/Mo.		42.92	42.92	42.92	42.92	42.92	42.92
Retail Electric System Charge	Php/Kwh	0.6001						
Metering Charges								
Metering Charges	Php/Meter/Mo.	5.00	35.94	35.94	35.94	35.94	35.94	35.94
Metering System Charges	Php/Kwh	0.4326						
Distribution Connection Charge	Php/Kwh							
Final Loan Condonation	Php/Kwh							
Final Loan Condonation	Php/Mo.							
Member's Contribution for CAPEX	Php/Kwh	0.2904	0.2904	0.2904	0.2904	0.2904	0.2904	0.2904
Sub-total	Php/Kwh	1.9013	1.0499	1.0499	1.0499	1.0499	1.0499	0.2904
Others								
Lifeline Rate subsidy	Php/Kwh	0.0774	0.0774	0.0774	0.0774	0.0774	0.0774	0.0774
Lifeline Rate Discount	Php/Kwh							
Senior Citizen Discount	Php/Kwh	0.0000						
Inter-Class Cross Subsidy Charge Adj	Php/Kwh	0.0395	0.0395	0.0395	0.0395	0.0395	0.0395	0.0395
Reinstated Prompt Payment Disc.t Adj	Php/Kwh	0.0023						
Reinstated Prompt Payment Disc.t Adj	Php/Cust/Mo.		0.1123	0.1123	0.1123	0.1123	0.1123	13.7699
Cross Subsidy Removal								
Sub-total	Php/Kwh	0.1192	0.1169	0.1169	0.1169	0.1169	0.1169	0.1169
Government Revenues								
Franchise Tax								
Local Tax								
Business Tax								
Value Added Tax								
Generation	Php/Kwh	0.0089	0.0089	0.0089	0.0089	0.0089	0.0089	0.0089
Transmission/Franchise	Php/Kwh	0.0062	0.0062	0.0062	0.0062	0.0062	0.0062	0.0062
System Loss	Php/Kwh	0.0019	0.0019	0.0019	0.0019	0.0019	0.0019	0.0019
Distribution	12% of sub-total *	12% of sub-total	12% of sub-total	12% of sub-total *	12% of sub-total	12% of sub-total	12% of sub-total *	12% of sub-total *
Others	12% of sub-total *	12% of sub-total	12% of sub-total	12% of sub-total *	12% of sub-total	12% of sub-total	12% of sub-total *	12% of sub-total *
Universal charges								
NPC Stranded Debts								
NPC Stranded Costs								
DU's Stranded Contract Cost	Php/Kwh	0.1938	0.1938	0.1938	0.1938	0.1938	0.1938	0.1938
Missionary Electrification *	Php/Kwh	0.1561	0.1561	0.1561	0.1561	0.1561	0.1561	0.1561
Environmental Charges	Php/Kwh	0.0025	0.0025	0.0025	0.0025	0.0025	0.0025	0.0025
Feed-In Tariff Allo. (FIT-ALL)	Php/Kwh	0.0406	0.0406	0.0406	0.0406	0.0406	0.0406	0.0406
Sub-total	Php/Kwh	0.3930	0.3930	0.3930	0.3930	0.3930	0.3930	0.3930
Loan Condonation Refund	Php/Kwh	(0.3266)	(0.1450)	(0.0476)	(0.1428)	(0.4059)	(0.0925)	(0.0476)
TOTAL (excluding VAT)	Php/Kwh	9.6797	9.0076	9.1050	9.0098	8.7467	9.0601	7.1282
TOTAL (including VAT)	Php/Kwh	9.6966	9.0245	9.1219	9.0267	8.7636	9.0770	7.1451

New UCME charge effective January, 2014 amounting to 0.1561 as per ERC approval for Renewable Energy Developers effective March, 2014 to Aug. 2014 deferred the amount of 0.0381, UCME charge shld. Be equal to 0.1180/kwhr. Effective Sept., 2014 billing UCME shld. Be 0.1180/kWhr + 0.0381=0.1561. Loan Condonation Refund start 1/2013 (for 96 mos. (8 yrs.)) as per ERC CaseNo. 2003-33 for Res. (0.3266), Comm.(0.1450) Industrial (0.0476), P Bldg.(0.1428), St Li.(0.4059), Sp.Li. (0.0925) High Voltage (0.0476). PPA refund finished last 11/2013. Over/Under Recoveries start April, 2014 for Transmission Lifeline (refund)&for Gen. Cost, System Loss, Interclass Cross Subsidy&PPD Disc. Adj (collect). **FEED-IN TARIFF ALLOWANCE (FIT-ALL)** for calendar year 2014 & 2015 (TRANSCO) of 0.0406/kWhr start January, 2015 billing. Extension of UCME charge effective January, 2015 to August, 2015 unless otherwise directed by the Commission as per ERC Case No. 2014-135 RC amounting to 0.1561/kWhr.

Prepared by:

MA. CRISTINA R. LADORE
 Rate Analyst

Checked by:

ENGR. NELSON M. DELA CRUZ
 Trading & Compliance Manager

Audited by:

MARY GRACE S. JOAQUIN
 Internal Auditor

Approved by:

EULALIA M. CASTRO
 General Manager