

NUEVA ECIJA II-AREA I ELECTRIC COOPERATIVE, INC.


Calipahan, Talavera, Nueva Ecija


UNBUNDLED RATES SCHEDULE


For the month of May 2020


	Res'l	Low Voltage					Higher Voltage	
		Comm'l	Ind'l	Public Building	Street Lights	Special Lighting	Ind'l	
Generation and Transmission Charges:								
Generation Charge	Php/Kwh	3.8178	3.8178	3.8178	3.8178	3.8178	3.8178	3.8178
Franchise & Benefits to Host Communities	Php/Kwh							
Power Act Reduction	Php/Kwh							
Transmission Demand Charge	Php/Kwh							239.9629
Transmission System Charges	Php/Kwh	1.1154	1.1154	1.1154	1.1154	1.1154	1.1154	
System Loss	Php/Kwh	0.5765	0.5765	0.5765	0.5765	0.5765	0.5765	0.5765
Sub-total	Php/Kwh	5.5097	5.5097	5.5097	5.5097	5.5097	5.5097	4.3943
Distribution Revenues:								
Distribution Charges								
Distribution Demand Charge	Php/Kwh							219.6800
Distribution System Charge	Php/Kwh	0.5782	0.7595	0.7595	0.7595	0.7595	0.7595	
Supply Charges								
Retail Electric Service Charge	Php/Cust/Mo.		42.9200	42.9200	42.9200	42.9200	42.9200	42.9200
Retail Electric System Charge	Php/Kwh	0.6001						
Metering Charges								
Metering Charges	Php/Meter/Mo.	5.0000	35.9400	35.9400	35.9400	35.9400	35.9400	35.9400
Metering System Charges	Php/Kwh	0.4326						
Distribution Connection Charge	Php/Kwh							
Final Loan Condonation	Php/Kwh							
Final Loan Condonation	Php/Mo.							
RFSC/Member's Contribution for CAPEX	Php/Kwh	0.4039	0.4039	0.4039	0.4039	0.4039	0.4039	0.4039
Sub-total	Php/Kwh	2.0148	1.1634	1.1634	1.1634	1.1634	1.1634	0.4039
Others								
Lifeline Rate subsidy	Php/Kwh	0.0164	0.0164	0.0164	0.0164	0.0164	0.0164	0.0164
Lifeline Rate Discount	Php/Kwh							
Senior Citizen Discount	Php/Kwh	0.0001			0.0001			
Inter-Class Cross Subsidy Charge Adj	Php/Kwh							
Reinstated Prompt Payment Disc.t Adj	Php/Kwh							
Reinstated Prompt Payment Disc.t Adj	Php/Cust/Mo.							
Cross Subsidy Removal								
Deferred Accounting Adjustments								
GRAM/ICERA	Php/Kwh	0.2300	0.2300	0.2300	0.2300	0.2300	0.2300	0.2300
Automatic Cost Recovery Mechanism								
TAFPPC/TAFxA	Php/Kwh	0.0101	0.0101	0.0101	0.0101	0.0101	0.0101	0.0101
Sub-total	Php/Kwh	0.2566	0.2565	0.2565	0.2566	0.2565	0.2565	0.2565
Government Revenues								
Franchise Tax								
Local Tax								
Business Tax								
Value Added Tax								
Generation	Php/Kwh	0.0186	0.0186	0.0186	0.0186	0.0186	0.0186	0.0186
Transmission/Franchise	Php/Kwh	0.1146	0.1146	0.1146	0.1146	0.1146	0.1146	0.1146
System Loss	Php/Kwh	0.0152	0.0152	0.0152	0.0152	0.0152	0.0152	0.0152
DAA (GRAM/ICERA)	Php/Kwh	0.0201	0.0201	0.0201	0.0201	0.0201	0.0201	0.0201
ACRM (TAFPPC/TAFxA)	Php/Kwh	0.0010	0.0010	0.0010	0.0010	0.0010	0.0010	0.0010
Distribution	Php/Kwh	12% of sub-total *	12% of sub-total *	12% of sub-total *	12% of sub-total *	12% of sub-total *	12% of sub-total *	12% of sub-total *
Others		12% of sub-total *	12% of sub-total *	12% of sub-total *	12% of sub-total *	12% of sub-total *	12% of sub-total *	12% of sub-total *
Universal charges								
NPC Stranded Debts	Php/Kwh	0.0428	0.0428	0.0428	0.0428	0.0428	0.0428	0.0428
NPC Stranded Costs	Php/Kwh	0.0000	0.0000	0.0000	0.0000	0.0000	0.0000	0.0000
DU's Stranded Contract Cost								
Missionary Electrification *	Php/Kwh	0.1561	0.1561	0.1561	0.1561	0.1561	0.1561	0.1561
Environmental Charges	Php/Kwh	0.0025	0.0025	0.0025	0.0025	0.0025	0.0025	0.0025
Feed-In Tariff Allo. (FIT-ALL)	Php/Kwh	0.0495	0.0495	0.0495	0.0495	0.0495	0.0495	0.0495
Sub-total	Php/Kwh	0.2509	0.2509	0.2509	0.2509	0.2509	0.2509	0.2509
Loan Condonation Refund								
TOTAL (excluding VAT)	Php/Kwh	8.0320	7.1805	7.1805	7.1806	7.1805	7.1805	5.3056
TOTAL (including VAT)	Php/Kwh	8.2015	7.3500	7.3500	7.3501	7.3500	7.3500	5.4751

New UCME charge effective January, 2014 amounting to 0.1561 as per ERC approval for Renewable Energy Developers effective March, 2014 to Aug. 2014 deferred the amount of 0.0381, UCME charge shld. Be equal to 0.1180/kwhr. Effective Sept., 2014 billing UCME shld. Be 0.1180/kWhr + 0.0381=0.1561. Over/Under Recoveries start April, 2014 for Transmission Lifeline (refund)&for Gen. Cost, System Loss, & PPD Disc. Adj (collect). New FEED- IN TARIFF ALLOWANCE (FIT-ALL) for calendar year 2018 is Php0.2563/kWh (TRANSCO) decrease of .0706 start April, 2019 billing. Extension of UCME charge effective January, 2015 to August, 2015 unless otherwise directed by the Commission as per ERC Case No. 2014-135 RC amounting to 0.1561/kWhr. Last add'l in Interclass Cross Subsidy Charge Adj. is June, 2015. Reinstated PPD Disc. Adj. last is Aug. 2015, Feed-in- Tariff Allo. (FIT-ALL) Suspended as per ERC ORDER

Prepared by:

ANTHONY R. ALFONSO
 Energy Trading Officer

Checked by:

ENGR. WILLIAM D. CUDAPAS
 CITET Manger

Audited by:

MARY GRACE S. JOAQUIN
 Internal Auditor

Approved by:

ENGR. NELSON M. DELA CRUZ
 General Manager