

**NUEVA ECIJA II ELECTRIC COOPERATIVE, INC. - Area 1**


Calipahan, Talavera, Nueva Ecija


**UNBUNDLED RATES SCHEDULE**


For the month of May, 2021


	Res'l	Low Voltage					Higher Voltage	
		Comm'l	Ind'l	Public Building	Street Lights	Special Lighting	Ind'l	
<b>Generation and Transmission Charges:</b>								
Generation Charge	Php/Kwh	4.1246	4.1246	4.1246	4.1246	4.1246	4.1246	4.1246
Franchise & Benefits to Host Communities	Php/Kwh							
Power Act Reduction	Php/Kwh							
Transmission Demand Charge	Php/Kwh							179.0718
Transmission System Charges	Php/Kwh	0.8609	0.8609	0.8609	0.8609	0.8609	0.8609	
System Loss	Php/Kwh	0.5849	0.5849	0.5849	0.5849	0.5849	0.5849	0.5849
<b>Sub-total</b>	<b>Php/Kwh</b>	<b>5.5704</b>	<b>5.5704</b>	<b>5.5704</b>	<b>5.5704</b>	<b>5.5704</b>	<b>5.5704</b>	<b>4.7095</b>
<b>Distribution Revenues:</b>								
<b>Distribution Charges</b>								
Distribution Demand Charge	Php/Kwh							219.6800
Distribution System Charge	Php/Kwh	0.5782	0.7595	0.7595	0.7595	0.7595	0.7595	
<b>Supply Charges</b>								
Retail Electric Service Charge	Php/Cust/Mo.		42.9200	42.9200	42.9200	42.9200	42.9200	42.9200
Retail Electric System Charge	Php/Kwh	0.6001						
<b>Metering Charges</b>								
Metering Charges	Php/Meter/Mo.	5.0000	35.9400	35.9400	35.9400	35.9400	35.9400	35.9400
Metering System Charges	Php/Kwh	0.4326						
Distribution Connection Charge	Php/Kwh							
Final Loan Condonation	Php/Kwh							
Final Loan Condonation	Php/Mo.							
RFSC/Member's Contribution for CAPEX	Php/Kwh	0.4039	0.4039	0.4039	0.4039	0.4039	0.4039	0.4039
<b>Sub-total</b>	<b>Php/Kwh</b>	<b>2.0148</b>	<b>1.1634</b>	<b>1.1634</b>	<b>1.1634</b>	<b>1.1634</b>	<b>1.1634</b>	<b>0.4039</b>
<b>Others</b>								
Lifeline Rate subsidy	Php/Kwh	0.0218	0.0218	0.0218	0.0218	0.0218	0.0218	0.0218
Lifeline Rate Discount	Php/Kwh							
Senior Citizen Discount	Php/Kwh	0.0001			0.0001			
Inter-Class Cross Subsidy Charge Adj	Php/Kwh							
Reinstated Prompt Payment Disc.t Adj	Php/Kwh							
Reinstated Prompt Payment Disc.t Adj	Php/Cust/Mo.							
Cross Subsidy Removal								
<b>Deferred Accounting Adjustments</b>								
GRAM/ICERA	Php/Kwh	0.2433	0.2433	0.2433	0.2433	0.2433	0.2433	0.2433
Automatic Cost Recovery Mechanism								
TAFPPC/TAFxA	Php/Kwh	0.0106	0.0106	0.0106	0.0106	0.0106	0.0106	0.0106
<b>Sub-total</b>	<b>Php/Kwh</b>	<b>0.2758</b>	<b>0.2757</b>	<b>0.2757</b>	<b>0.2758</b>	<b>0.2757</b>	<b>0.2757</b>	<b>0.2757</b>
<b>Government Revenues</b>								
Franchise Tax								
Local Tax								
Business Tax								
Value Added Tax								
Generation	Php/Kwh	0.0510	0.0510	0.0510	0.0510	0.0510	0.0510	0.0510
Transmission/Franchise	Php/Kwh	0.0859	0.0859	0.0859	0.0859	0.0859	0.0859	0.0859
System Loss	Php/Kwh	0.0161	0.0161	0.0161	0.0161	0.0161	0.0161	0.0161
DAA (GRAM/ICERA)	Php/Kwh	0.0213	0.0213	0.0213	0.0213	0.0213	0.0213	0.0213
ACRM (TAFPPC/TAFxA)	Php/Kwh	0.0011	0.0011	0.0011	0.0011	0.0011	0.0011	0.0011
Distribution	Php/Kwh	12% of sub-total *	12% of sub-total *	12% of sub-total *	12% of sub-total *	12% of sub-total *	12% of sub-total *	12% of sub-total *
Others		12% of sub-total *	12% of sub-total *	12% of sub-total *	12% of sub-total *	12% of sub-total *	12% of sub-total *	12% of sub-total *
<b>Universal charges</b>								
NPC Stranded Debts	Php/Kwh	0.0428	0.0428	0.0428	0.0428	0.0428	0.0428	0.0428
NPC Stranded Costs	Php/Kwh	0.0000	0.0000	0.0000	0.0000	0.0000	0.0000	0.0000
DU's Stranded Contract Cost								
Missionary Electrification *	Php/Kwh	0.1561	0.1561	0.1561	0.1561	0.1561	0.1561	0.1561
Environmental Charges	Php/Kwh							
Feed-In Tariff Allo. (FIT-ALL)	Php/Kwh	0.0983	0.0983	0.0983	0.0983	0.0983	0.0983	0.0983
<b>Sub-total</b>	<b>Php/Kwh</b>	<b>0.2972</b>	<b>0.2972</b>	<b>0.2972</b>	<b>0.2972</b>	<b>0.2972</b>	<b>0.2972</b>	<b>0.2972</b>
Loan Condonation Refund	Php/Kwh							
<b>TOTAL (excluding VAT)</b>	<b>Php/Kwh</b>	<b>8.1582</b>	<b>7.3067</b>	<b>7.3067</b>	<b>7.3068</b>	<b>7.3067</b>	<b>7.3067</b>	<b>5.6863</b>
<b>TOTAL (including VAT)</b>	<b>Php/Kwh</b>	<b>8.3336</b>	<b>7.4821</b>	<b>7.4821</b>	<b>7.4822</b>	<b>7.4821</b>	<b>7.4821</b>	<b>5.8617</b>

**New UCME charge effective January, 2014 amounting to 0.1561 as per ERC approval for Renewable Energy Developers effective March, 2014 to Aug. 2014 deferred the amount of 0.0381, UCME charge shld. Be equal to 0.1180/kwhr. Effective Sept., 2014 billing UCME shld. Be 0.1180/kWhr + 0.0381=0.1561.** Over/Under Recoveries start April, 2014 for Transmission Lifeline (refund)&for Gen. Cost, System Loss, & PPD Disc. Adj (collect). New FEED- IN TARIFF ALLOWANCE (FIT-ALL) for calendar year 2020 is Php0.0983/kWh (TRANSCO) under ERC Case NO. 2019-056RC start January, 2021 billing Extension of UCME charge effective January, 2015 to August, 2015 unless otherwise directed by the Commission as per ERC Case No. 2014-135 RC amounting to o.1561/kWhr. Last add'l in Interclass Cross Subsidy Charge Adj. is June, 2015. Reinstated PPD Disc. Adj. last is Aug. 2015, starting May -2020 Universal charge (Environmental charges) Suspended

Prepared by:  
  
**ANTHONY R. ALFONSO**  
 Energy Trading Officer

Checked by:  
  
**ENGR. WILLIAM D. CUDAPAS**  
 CITET Manger

Audited by:  
  
**MARY GRACE S. JOAQUIN**  
 Internal Auditor

Approved by:  
  
**ENGR. NELSON M. DELA CRUZ**  
 General Manager