



**INVITATION TO BID
NO. NE II-A1-2022-04**

(SUPPLY AND DELIVERY OF 2022 2ND HALF MATERIALS)

SECTION I. INVITATION TO BID

TABLE OF FORMS

FORM NUMBER	TOPIC	PAGE NUMBER
1	Invitation for Bid	I - 1

SECTION I. INVITATION TO BID



NEECO II-AREA 1's Invitation to Bid No. NE-II-A1-2022-04

The Nueva Ecija II Electric Cooperative, Inc- Area 1 (NEECO II-Area 1) eligible Bidders for the Supply and Delivery of Materials based on Approved Annual Procurement Plan for the year 2022 and Board Resolution Nos. 05-08-22 and 05-07-22, Series of 2022.

LOT	DESCRIPTION	ABC (Php)	ACCREDITATION FEE (non-refundable)	BID DOCS FEE (non-refundable)
1.A	LINE HARDWARES (For Coop Requirement)	7,488,564.49	5,000	10,000
1.B	LINE HARDWARES (For Industrial Consumers)	1,104,148.66		5,000
2.A	DISTRIBUTION TRANSFORMERS (For Coop Requirement)	14,377,000.00		25,000
2.B	DISTRIBUTION TRANSFORMER (For Industrial Consumers)	4,782,000.00		5,000
3.A	CONCRETE POLES (For Coop Requirement)	6,840,600.00		10,000
3.B	CONCRETE POLES (For Industrial Consumers)	1,039,400.00		5,000
4.A	STEEL POLES (For Coop Requirement)	4,870,400.00		5,000
4.B	STEEL POLES (For Industrial Consumers)	360,200.00		1,000
5.A	KILOWATTHOUR METER, C.T., P.T. (For Coop Requirement)	9,944,700.00		10,000
5.B	KILOWATTHOUR METER, C.T., P.T. (For Industrial Consumers)	876,660.81		1,000
6.A	CONDUCTORS (For Coop Requirement)	9,208,352.00		10,000
6.B	CONDUCTORS (For Industrial Consumers)	718,000.00		1,000

Schedule of bidding:

- SUBMISSION OF LETTER OF INTENT : UNTIL MAY 25, 2022
- PRE-BID CONFERENCE (Zoom meeting) : MAY 26, 2022 (2:00PM)
- DEADLINE FOR SUBMISSION OF BIDS : JUNE 9, 2022 (UNTIL 5:00PM)
- BID OPENING (Zoom meeting) : JUNE 10, 2022 (9:30AM)

Participating bidders must be accredited by this Cooperative. Link for accreditation is available upon request to this email: bac_neeco2area1@yahoo.com.ph.

Interested bidders shall also submit Letter of Intent (LOI) and pay bid docs fee for the lot they will be participating. Only bidders who paid bid docs fee and submitted LOI shall receive the link for the pre-bid conference and bid opening.

Bidding document is available in electronic copy and will be posted in Coop's official website: www.neeco2area1.com to be downloaded by the bidders.

Further, a two percent (2%) of ABC bidder's bond is mandatory, which is to be returned immediately after the bid awarding.

NEECO II – Area 1 reserves the right to reject any or all bids, to waive any formality or technicality therein, to accept the bid that is deemed most advantageous and to annul the bidding process without incurring any liability to any bidder or party. Finally, NEECO II – Area 1 assumes no obligation to compensate any bidder or party for any loss or expense incurred in the preparation of the bid or participation in the bidding process.

For further inquiries, you may call (044)-411-1007 local 110 and/or email at bac_neeco2area1@yahoo.com.ph and look for Ms. Set Pauline Feliciano.

Mr. Lorenzo Valino Jr.
BAC Chairman

Engr. Nelson M. Dela Cruz
General Manager

Table of Contents

SECTION	SUBJECT	PAGE NO.
	General Overview	0-1
I	Invitation to Bid	I-0
II	Instruction to Bidders	II-0
III	General Conditions of Contract	III-0
IV	Special Conditions of Contract	IV-0
V	General Technical Conditions	V-0
VI	Forms	VI-0
VII	Technical Specifications	VII-0
VIII	Material Requirements	VIII-0

GENERAL OVERVIEW

This tender document is developed for the Supply and Delivery of 2022 2nd Half Material. It is financed by the 2022 Approved Cash Operating Budget(COB) and made available to Nueva Ecija II Electric Cooperative, Inc.-Area 1 (NEECO II AREA-1) through Board Resolution Nos. 05-08-22 and 05-07-22, Series of 2022. This ITB consists of:

- the invitation to bid;
- the necessary instruction to bidders;
- the general and special conditions of the policy/contract;
- the bid forms and pro-forma contract;
- the Price Schedules under Section VII are to be completed as applicable by the Bidder.

A checklist for the Bidders is attached to this General Overview as Annex A.

CHECKLIST OF ELIGIBILITY REQUIREMENTS

I. ELIGIBILITY REQUIREMENTS (Class "A" Documents)

A. LEGAL DOCUMENTS: FOLDER 1 (ENVELOPE 1)

- 1) DTI Business Name Registration/SEC Registration Certificate, whichever is appropriate under laws of the Philippines
- 2) Valid and Current Mayor's Permit/Municipal License (Principal Place of Business)
- 3) Taxpayer's Identification Number
- 4) BIR Value Added Tax Registration
- 5) Statement that the Bidder is not "Blacklisted" or banned from bidding by the government or any of its agencies, offices, corporation or LGUs, and other private corporations or electric cooperatives; including non-inclusion in the Consolidated Blacklisting Report issued by the Government Procurement Policy Board (GPPB), as provided in Section 69.4 of the IRR-A No. 9184
- 6) Compliance with E.O. # 398
 - a. Proof of VAT Payments for the past 6 months
 - b. Tax Clearance from the BIR to Prove Bidder's Full and Timely Payment of Taxes to the Government
 - c. A Certification under Oath from the Bidders Responsible Officers that the Bidder is Free and Clear of All Liabilities with the Government

B. TECHNICAL DOCUMENTS: FOLDER 2 (ENVELOPE 1)

- 1) Statement in Matrix Form all ongoing and completed government and private contracts (service contracts, maintenance contracts, purchase orders, job orders, etc.) within the relevant period, where applicable, including contracts awarded but not yet started, if any. The Statement shall state whether each contract is:
 - a. Ongoing, Completed or Awarded but not yet started; within the relevant period, where applicable. Each Contract should include the following:
 - i. The name of the Contract;
 - ii. Date of the Contract
 - iii. Amount of the Contract and Value of Outstanding Contracts;
 - iv. Date of Delivery
 - v. End-user's Acceptance, if completed
 - b. Similar or not similar in nature and complexity to the contract to be bid. For the procurement of goods, a contract shall be considered "similar" to the contract to be bid if it involves goods or related services of the same nature and complexity as those which are the subject of the public bidding is concerned.
- 2) PCAB License (Philippine Contractor's Accreditation Board) for Infrastructure Projects

C. FINANCIAL DOCUMENTS: FOLDER 3 (ENVELOPE 1)

- 1) Complete set of Audited Financial Statements, stamped "received" by the BIR or its duly accredited and authorized institutions, for the immediate preceding year, showing, among others the prospective bidder's total and current assets and liabilities.

Complete set of Financial Statement includes the following:

1. Balance Sheet
 2. Income Sheet
 3. Statement of Changes in Equity
 4. Cash Flow Statement
 5. Notes to Financial Statement
 6. Statement of Management Responsibility for Financial Statement
- 2) The prospective Bidder's computation for its Net Financial Contracting Capacity (NFCC) or a commitment from a universal or commercial bank to extend to it a credit line if awarded the contract to be bid, in an amount not lower than that set by the procuring entity, which shall be as follows:

The computation of a prospective bidder's NFCC must be atleast equal to the ABC to be bid which calculated as follows:

$NFCC = [(Current\ assets\ minus\ current\ liabilities)(K)]$ minus the value of all outstanding or uncompleted portions of the projects under ongoing contracts, including awarded contracts yet to be started, coinciding with the contract to be bid

Where:

$K = 10$ for a contract duration of one year or less, 15 for a contract duration of more than one year up to two years, and 20 for a contract duration of more than 2 years

CLASS "B" DOCUMENTS: FOLDER 4 (ENVELOPE 1)

- 1) Valid Joint venture Agreement, in case of joint venture. Each Member of the joint venture shall submit the required eligibility documents; and,
- 2) Letter authorizing the BAC or its duly authorized representative/s to verify any or all of the documents submitted for the eligibility check.
- 3) Notarized statement that each of the documents submitted in satisfaction of the eligibility requirements is an authentic and original copy, or a true and faithful reproduction or copy of the original, complete, and that all statements and information provided therein are true and correct.

D. BIDDER'S CHECKLIST: FOLDER 5 (ENVELOPE 1)

- 1) Eligibility and Source Statement for Bidder and Manufacturer
- 2) Power of Attorney
- 3) Letter of Authorization from the manufacturer to the Bidder/Trader to offer their material or equipment
- 4) Letter of Authorization from the Bidder to the Local Agent
- 5) Manufacturer and catalogue number of each offered item indicated
- 6) All additional data to be furnished by the bidder as per technical specifications
- 7) All deviations from the Specifications listed separately in the Form Deviation
- 8) All substitutions, if any, offered as an alternative Bid, clearly marked as such

II. BID PROPOSALS (ENVELOPE 2)

TECHNICAL PROPOSAL (FOLDER 1)

- 1) Bid Security as to form, amount and validity period
- 2) Authority of the Signatory
- 3) Confirming Statement of Delivery Schedule

- 4) Confirming Statement on Warranty Being Offered
- 5) Details of Technical Specification

FINANCIAL PROPOSAL (FOLDER 2)

- 1) Bid Prices in the prescribed bid form
-
- All pages and all changes initialled.
 - Original and a Copy of all documents.

ANNEX A: BIDDER'S CHECKLIST

- Authorized signature on the Bid (Form 1).
- All pages and all changes initialled.
- Bid Security.
- Bid Summary.
- Bid Schedules completed.
- Bidder's Information.
- Eligibility and Source Statement for Bidder and Manufacturer.
- Bidders Qualification, Sales History and Financial Data.
- Power of Attorney.
- Letter of Authorization from the manufacturer to the Bidder/Trader to offer their material or equipment.
- Letter of Authorization from the Bidder to the Local Agent.
- Delivery Schedule duly signed.
- Technical Data Sheets properly filled in for each offered item and duly signed.
- Manufacturer and catalogue number of each offered item indicated.
- All additional data to be furnished by the bidder as per technical specifications.
- All deviations from the Specifications listed separately in the Form Deviations.
- All substitutions, if any, offered as an alternative Bid, clearly marked as such.
- Original and three copies of all documents.

In the absence of any of the above requirements, the bidder's offer is considered to be non-responsive with major deviation from the bidding documents.

SECTION II. INSTRUCTION TO BIDDERS

TABLE OF CLAUSES

CLAUSE NUMBER	TOPIC	Page Number
1	Source of Funds	II-1
2	Scope of Bid	II-1
3	Eligible Bidders	II-1
4	Eligible Goods	II-2
5	Qualification of Bidder	II-2
6	One Bid per Bidder	II-3
7	Cost of Bidding	II-3
8	Assurance	II-3
9	Contents of Bidding Documents	II-3
10	Clarification of Bidding Documents	II-3
11	Amendment of Bidding Documents	II-4
12	Language of Bid	II-4
13	Documents Comprising the Bid	II-4
14	Bid Prices	II-5
15	Currencies of Bid and Payment	II-6
16	Documents Establishing Eligibility of the Bidder and the Goods	II-6
17	Documents Establishing Bidder's Qualification to Perform The Contract	II-6
18	Documents Establishing the Good's Conformity to the Bidding Documents	II-7
19	Bid Security	II-7
20	Period of Validity of Bids	II-8
21	Alternative Bids	II-8
22	Format and Signing of Bid	II-8
23	Sealing and Marking of Bids	II-9
24	Deadline for Submission of Bids	II-9
25	Late Bids	II-9
26	Modification and Withdrawal of Bids	II-10
27	Opening of Bids by Procuring Entity	II-10
28	Process to Be Confidential	II-10
29	Clarification of Bids	II-11
30	Preliminary Examination of Bids	II-11
31	Conversion to Single Currency	II-11
32	Evaluation and Comparison of Bids	II-12
33	Contacting the Procuring Entity	II-12
34	Procuring Entity's Right to Accept Any Bid and To Reject Any Or All bids	II-12
35	Post Qualification and Award	II-12
36	Notification of Award	II-13
37	Signing of Contract	II-13
38	Performance Security	II-14

1. SOURCE OF FUNDS

- 1.1 The Nueva Ecija II Electric Cooperative, Inc.- Area 1 (NEECO II-Area 1) funded through its Cash Operating Budget, the **Supply and Delivery of 2022 2nd Half Material Requirements** which are made available through Board Resolution Nos. 05-08-22 and 05-07-22, Series of 2022.
- 1.2 NEECO II-Area 1 requires that bidders and contractors observe the highest standard of ethics during the procurement and execution of such contracts. In pursuance of this policy;
- a. will reject a proposal for award if it determines that the bidder recommended for award has engaged in corrupt or fraudulent practices in competing for the contract in question;
 - b. will recognize a contractor as ineligible, for a period determined by the NEECO II Area 1, to be awarded a contract if it at any time determines that the contractor has engaged in corrupt or fraudulent practices in competing for, or in executing, another contract.

2. SCOPE OF BID

- 2.1 The Nueva Ecija II Electric Cooperative, Inc.- Area 1 (hereinafter referred to as "**the Procuring Entity**") wishes to receive Bids for the supply and delivery of goods, labor and materials, services and equipment hereof (hereinafter referred to as "**Goods**").
- 2.2 All Bids are to be completed and returned to the Procuring Entity in accordance with these Instructions to Bidders.

3. ELIGIBLE BIDDERS

- 3.1 The Invitation to Bid is open to all accredited suppliers/contractors from eligible bidders and from eligible source countries meeting both of the following requirements:
- a. a bidder (including all members of a joint venture) shall be from an eligible source of country; and
 - b. a bidder (including all members of a joint venture) shall not be one of the followings:
 - (i) a firm or an organization which has been engaged by the Procuring Entity to provide consulting services for the preparation related to procurement for or implementation of this project;
 - (ii) any associates/affiliates (inclusive of parent firms) of a firm or an

organization mentioned in sub-paragraph (i) above;

- (iii) a firm or an organization who lends, or temporarily seconds, its personnel to firms or organizations which are engaged in consulting services for the preparation related to procurement for or implementation of the project, if the personnel would be involved in any capacity on the same project.

4. ELIGIBLE GOODS

- 4.1 Any contract under which Goods are procured from countries other than the eligible source countries as required for the implementation of the project will be eligible if the combined costs of such Goods are less than fifty (50) percent of the price of the said contract.
- 4.2 At the Procuring Entity's request, bidders may be required to provide evidence documents of the origin of the goods.

5. QUALIFICATION OF BIDDER

5.1 Qualification of the Bidder:

To be qualified for award of Contract, bidders shall:

- a. submit a written power of attorney authorizing the signatory of the bid to commit the bidder; and
 - b. submit documentary evidence establishing that bidder has adequate experience, financial capacity, and technical capability to undertake the Contract.
- 5.2 Bids submitted by a joint venture of two or more firms as partners shall comply with the following requirements.
- a. the bid, and in case of a successful bid, the form of Agreement, shall be signed so as to be legally binding on all partners;
 - b. one of the partners shall be authorized to be in charge; and this authorization shall evidence by submitting a power of attorney signed by legally authorized signatories of all the partners;
 - c. the partner in charge shall be authorized to incur liabilities, receive payments and receive instructions For and In Behalf of any or all partners of the joint venture;
 - d. all partners of the joint venture shall be jointly and severally liable for the execution of the contract in accordance with the contract terms, and a relevant statement to this effect shall be included in the authorization mentioned under (b) above as well as in the Bid Form and the Form of Agreement (in case of a successful bid); and
 - e. a copy of the agreement entered into by the joint venture partners shall be

submitted with the bid.

6. ONE BID PER BIDDER

6.1 Each bidder shall submit only one bid either by itself, or as partner in a joint venture.

7. COST OF BIDDING

7.1 The bidder shall bear all costs associated with the preparation and delivery of its Bid, and the Procuring Entity will in no case be responsible or liable for those costs.

8. ASSURANCE

8.1 The successful bidder will be required to give satisfactory assurance of its ability and intention to deliver the Goods, pursuant to the Contract, within the time set forth therein.

9. CONTENTS OF BIDDING DOCUMENTS

9.1 The bidding documents are those stated below, and should be read in conjunction with any Addenda issued in accordance with Clause 11.

Section I: Invitation to Bid
Section II: Instructions to Bidders;
Section III: General Conditions of Contract;
Section IV: Special Conditions of Contract;
Section V: General Technical Conditions;
Section VI: Sample Forms; and
 a. Bid Form and Price Schedule
 b. Bid Security Form
 c. Contract Form
 d. Performance Security Form
Section VII: Technical Specifications

9.2 The bidder is expected to examine the Bidding Documents, including all instructions, forms, terms and specifications. Failure to furnish all information required by the Bidding documents or submission of a Bid not substantially responsive to the Bidding Documents will result in the rejection of the Bid.

10. CLARIFICATION OF BIDDING DOCUMENTS

10.1 Prospective Bidders requiring any further information or clarification of the Bidding Documents may notify the Procuring Entity in writing or by fax at the Procuring Entity 's mailing address indicated in the Invitation for Bids. The Procuring Entity will respond in writing to any request for information or clarification of the Bidding Documents, which it receives not later than three (3) days prior to the deadline for submission of Bids prescribed by the Procuring Entity. The Procuring Entity 's

response will be sent in writing or by fax to all prospective bidders who have received the bidding documents.

11. AMENDMENT OF BIDDING DOCUMENTS

- 11.1 At any time prior to the deadline for submission of Bids, the Procuring Entity may, for any reason, whether at its own initiative or in response to a clarification requested by a prospective Bidder, modify the Bidding Documents by issuing an addendum.
- 11.2 The addendum shall be a part of the Bidding Documents, pursuant to Clause 9.1 and shall be communicated in writing or by fax to all prospective bidders who have received the Bidding Documents, and will be binding on them.
- 11.3 In order to afford prospective Bidders reasonable time in which to take the addendum into account in preparing their bids, the Procuring Entity may, at its discretion, extend the deadline for the submission of Bids in accordance with Clause 24.

12. LANGUAGE OF BID

- 12.1 The Bid prepared by the bidder and all correspondence and documents relating to the Bid exchanged between the bidder and the Procuring Entity, shall be written in English Language.

13. DOCUMENTS COMPRISING THE BIDS

- 13.1 The Bid prepared by the bidder shall comprise the following components:
- a. The bidder shall complete an original and a copy of the Bid Form and the appropriate Price Schedules furnished in the Bidding Documents, in accordance with Clauses 14 and 15;
 - b. documentary evidence establishing, in accordance with Clause 16, that the bidder is eligible to bid and that the Goods to be supplied by the bidder are eligible Goods;
 - c. documentary evidence establishing in accordance with Clause 17, that the bidder is qualified to perform the Contract if its Bids is accepted;
 - d. documentary evidence establishing, in accordance with Clause 18, that the Goods to be supplied by the bidder conform to the Bidding Documents;
 - e. bid security furnished in accordance with Clause 19; and

- f. power of attorney.

14. BID PRICES

14.1 The bidder shall complete the appropriate Price Schedules included herein, stating the unit prices, total price per item, the total amount and the expected countries of origin of Goods to be supplied under the Contract.

14.2 (Alternative 1:) All Goods are grouped in Bid Packages. See list of Bid packages in Section VI, Specifications. Bid Packages shall not be divided into sub-packages for the purpose of bidding. Bidders are required to bid for the whole package only, otherwise the bid proposal will be considered non-responsive.

-OR-

(Alternative 2 :) The Goods are grouped in a single bid package and the bid package shall not be divided into sub-packages for the purpose of bidding. Bidders are required to bid for the whole package only, otherwise the bid proposal will be considered non-responsive.

14.3 Prices quoted in the Price Schedules should be entered separately in the following manner.

a. For Goods to be offered from within the Procuring Entity 's country:

(i) the price of the Goods, quoted ex-factory, ex-warehouse or of-the shelf, as applicable, including all customs duties and sales and other taxes already paid or payable.

(ii) the price of inland transportation, insurance and other local incidental for the delivery of the Goods to their final destination.

b. For Goods to be offered from outside the Procuring Entity's country:

(i) the price of the Goods, quoted CIF port of entry in the Procuring Entity 's country;

(ii) the price of inland transportation, insurance and other local costs incidental to delivery of the Goods from the port of entry to their final destination;

(iii) the CIF price or, when the freight and insurance are itemized separately, the FOB price shall be indicated separately, the FOB price shall be indicated separately from any applicable import duties and taxes.

(iv) if the Goods, or portion of the Goods, are exempt from taxes of duties, this should be indicated below by the bidder

14.4 Prices quoted by the bidder shall remain fixed and valid until completion of the Contract performance and will not be subject to variation on any account except as provided for in Clause 3.2 and 15.1 of the General Conditions of Contract, or if

applicable, adjustment authorized in accordance with the price adjustment provisions specified in Clause 11 of the Special Conditions of Contract.

15. CURRENCIES OF BID AND PAYMENT

15.1 The unit rates and the prices shall be quoted by the bidder separately in;

- a. US Dollar for those inputs to the Works which the bidder expects to supply from outside the Procuring Entity 's country (referred to as "the foreign currency requirements"); and
- b. Philippine Peso for those inputs to the Works which the bidder expects to supply from within the Philippines.

15.2 Payment of the contract price shall be made in the currency or currencies in which the bid price is expressed in the bid of the successful bidder.

15.3 The rates of exchange to be used by the bidder for currency conversion during bid preparation shall be the selling rates for similar transactions prevailing on the twenty eight (28) days prior to the date of bid opening, as published by Bangko Sentral ng Pilipinas.

15.4 All progress payment shall be subject to ten percent (10%) deduction for retention money.

16. DOCUMENTS ESTABLISHING ELIGIBILITY OF THE BIDDER AND THE GOODS

16.1 The bidder shall furnish, as part of its Bid, certification establishing both the bidder's eligibility to bid and that the origin of the Goods is an eligible source country, pursuant to Clause 3 and 4.

17. DOCUMENTS ESTABLISHING BIDDER'S QUALIFICATIONS TO PERFORM THE CONTRACT

17.1 The documentary evidence of the bidder's qualifications to perform the Contract, if its Bid is accepted, shall establish to the Procuring Entity's satisfaction prior to award of Contract:

- (a) that, in the case of a bidder offering to supply Goods under the Contract which the bidder did not manufacture or otherwise produce, the bidder has been duly authorized by the Goods' manufacturer or producer to supply the Goods to or in the Procuring Entity 's country;
- (b) that the bidder has the financial, technical and production capability necessary to perform the Contract;

- (c) that, in the case of a bidder not doing business within the Procuring Entity 's country, the bidder is, or will be (if the Contract is awarded to it), represented by an agent in that country equipped and able to carry out the maintenance, repair and spare parts stocking obligations prescribed by the Contract.

18. DOCUMENTS ESTABLISHING THE GOODS' CONFORMITY TO THE BIDDING DOCUMENTS

18.1 The documentary evidence of the Good's conformity to the Bidding Documents maybe in the form of literature drawing and data, and shall furnish:

- a. a detailed description of the Goods' essential technical and performance characteristics;
- b. a list, giving full particulars, including available sources and current prices, of all spare parts, special tools, etc., necessary for the proper and continuing functioning of the Goods for a period of two (2) years; and
- c. a clause-by-clause commentary on the specifications, demonstrating the Goods' responsiveness to those Specifications or a statement of deviations and exceptions of the provisions of the Specifications.

18.2 For purpose of the commentary to be furnished pursuant to sub-clause (c) above, the bidder shall note that standards for workmanship, material, and equipment, and references to brand names or catalogue numbers, designated by the Procuring Entity in the Specifications, are intended to be descriptive only and not restrictive. Equipment or materials meeting the internationally accepted standards which ensure quality to or higher than the standards specified will also be accepted. The bidder may substitute other acceptable standards, brand names and/or catalogue numbers in its Bid, provided that it demonstrates to the Procuring Entity 's satisfaction that the substitution are equivalent or superior to those designated in the Specifications.
Brand names shall be specified only when specific spare parts are required or standardization is necessary.

18.2 The Bidders shall furnish evidence that the Goods offered are of acceptable quality and standards including but not limited to the number of years in production industry, and the number of units of similar capacity that have been produced and sold in which operations satisfied the end users for years.

19. BID SECURITY

19.1 The bidder shall furnish, as part of its bid, a bid security equivalent to two percent (2%) of the Total ABC or an equivalent amount in freely convertible currency.

19.2 The bid security is preferably in the form of a Manager's Check.

19.3 Any bid not accompanied by an acceptable bid security shall be rejected outright by

the Procuring Entity and will be declared as non-responsive.

- 19.4 The bid securities of unsuccessful bidders will be returned as promptly as possible, after the bid awarding or expiration of the period of bid validity.
- 19.5 The bid security of the successful bidder will be returned when the bidder has signed the Agreement and furnished the required performance security.
- 19.6 The bid security may be forfeited;
- a. if the bidder withdraws its bid during the period of bid validity; or
 - b. if the bidder does not accept the correction of its bid price, pursuant to Sub-Clause 29.2; or
 - c. in the case of a successful bidder, if it fails within the specified time limit to:
 - (i) sign the Agreement, or
 - (ii) furnish the required performance security.

20. PERIOD OF VALIDITY OF BIDS

- 20.1 Bids shall remain valid for ninety (90) days after the date of bid closing prescribed by the Procuring Entity, pursuant to Clause 24.
- 20.2 Notwithstanding Clause 20.1 above, the Procuring Entity may solicit bidder's consent to an extension of the period of bid validity. The request and the responses thereto shall be made in writing or by fax. If the bidders agree to the extension request, the validity of the bid security provided under Clause 19 shall also be suitably extended. A bidder may refuse the request without forfeiting its bid security. A bidder granting the request will not be required or permitted to modify its Bid.

21. ALTERNATIVE BIDS

- 21.1 Bidders shall submit Bids, which comply with the Bidding Documents. Alternative Bids will not be considered. The attention of bidders is drawn to the provisions of Clause 30.4 regarding the rejection of Bids, which are not substantially responsive to the requirement of the Bidding Documents.

22. FORMAT AND SIGNING OF BIDS

- 22.1 The original Bid Form and accompanying documents (as specified in Clause 13), clearly marked "Original Bid", plus three (3) copies must be received by the Procuring Entity at the date, time, and place specified pursuant to Clause 23 and 24. In the event of any discrepancy between the original and the copies, the original shall govern.
- 22.2 The original and all copies of the bid shall be typed or written in indelible ink and

shall be signed by the bidder or a person or persons duly authorized to sign on behalf of the bidder. Written power-of-attorney accompanying the Bid shall indicate such authorization. All pages of the Bid, except for un-amended printed literature, shall be initialled by the person or persons signing the Bid. The name and position held by each person signing must be typed or printed below the signature.

22.3 The Bid shall contain no interlineations, erasures or overwriting except as necessary to correct errors made by the bidder, in which case such corrections shall be initialled by the person or persons signing the Bid.

23. SEALING AND MARKING OF BIDS

23.1 The bidder shall seal the original and each copy of the Bid in an inner and an outer envelope duly marking the envelopes as "original" and "copy".

23.2 The inner and outer envelopes shall:

a. be addressed to the Procuring Entity at the following address

Mr. Lorenzo Valino Jr.
BAC Chairman
Nueva Ecija II Electric Cooperative, Inc.- Area 1
Calipahan, Talavera, Nueva Ecija;and

b. bear the words "INVITATION TO BID No. NE II-A1-2022-04 SUPPLY AND DELIVERY OF 2ND HALF MATERIALS and the words "DO NOT OPEN BEFORE 9:30AM of June 10, 2022".

23.3 In addition to the information required in sub-clauses (a) and (b) above, the inner envelope shall indicate the name and address of the bidder to enable the Bid to be returned unopened in case it is declared "Late" pursuant to Clause 25.

24. DEADLINE FOR SUBMISSIONS OF BIDS

24.1 The original Bid, together with the required copies, must be received by the Procuring Entity at the address specified in Clause 23.2 not later than **BEFORE 5:00PM of June 9, 2022.**

24.2 The Procuring Entity may, at its discretion, may adjust or extend the deadline for the submission of Bids by amending the Bidding Documents in accordance with Clause 11, in which case all rights and obligations of the Procuring Entity and Bidders previously subject to the deadline will thereafter be subject to the deadline as extended.

25. LATE BIDS

25.1 Any Bid received by the Procuring Entity after the deadline for submission of Bids prescribed by the Procuring Entity, pursuant to Clause 24 will be declared "Late" and rejected and returned unopened to the bidder.

26. MODIFICATION AND WITHDRAWAL OF BIDS

- 26.1 The bidder may modify or withdraw its Bid after the Bid's submission; provided that written notice of the modification or withdrawal is received by the Procuring Entity prior to the deadline prescribed for submission of Bids.
- 26.2 The bidder's modification or withdrawal notice shall be prepared, sealed, marked, and dispatched in accordance with provisions of Clause 23, with the outer and inner envelopes additionally marked "MODIFICATION" or "WITHDRAWAL", as appropriate. A withdrawal notice may also be sent by fax but must be followed by a signed confirmation copy.
- 26.3 No Bid may be modified subsequent to the deadline for submission of Bids.
- 26.4 No Bid may be withdrawn in the interval between the deadline for submission of Bids and the expiration of the period of bid validity specified by the bidder on the Bid Form.

27. OPENING OF BIDS BY PROCURING ENTITY

- 27.1 The Procuring Entity will open the Bids, the technical proposal first, in the presence of bidders' representatives thru Zoom Cloud Meeting Application on 9:30AM of June 10, 2022. The bidders' representatives who are present shall chat their complete name and company address in the zoom chat box evidencing their attendance. The technical proposal will then be evaluated as per Clause 30.
- 27.2 Bidders found eligible technically will be informed subsequently and asked to be present during the opening of their financial proposals.
- 27.3 The bidders' names, bid prices, all discounts offered, modifications and bid withdrawals, and the presence or absence of the requisite bid security, and such other details as the Procuring Entity, at its discretion, may consider appropriate will be announced and recorded at the opening. Any bid price or discount, which is not read out and recorded at bid opening, will not be taken into account in bid evaluation. The bidder's representatives will be required to sign the record.
- 27.4 Withdrawal of a bid during the interval between the deadline for submission of bids and the expiration of the period of bid validity specified in the Form of Bid may result in the forfeiture of the bid security pursuant to Clause 17.

28. PROCESS TO BE CONFIDENTIAL

- 28.1 Information relating to the examination, clarification, evaluation and comparison of Bids and recommendations for award of a contract shall not be disclosed to bidders or any other persons not officially concerned with such process. Any efforts by a bidder to influence the Procuring Entity's processing of Bids or award decisions may result in the rejection of the bidder's Bid. The request for clarification and the response shall be in writing or by fax, but no change in the price or substance of the bid shall be sought, offered or permitted except as required to confirm the correction of arithmetic errors discovered by the Procuring Entity in the evaluation of the bids in accordance with sub-clauses 30.5/30.6.

29. CLARIFICATIONS OF BIDS

- 29.1 To assist in the examination, evaluation, and comparison of Bids, the Procuring

Entity may, at its discretion, ask the bidder for a clarification of its Bid. All responses to request for clarification shall be in writing, and no change in the price or substance of the Bid shall be sought, offered or permitted.

30. PRELIMINARY EXAMINATION OF BIDS

Technical Evaluation:

- 30.1 The Procuring Entity will examine the bids to determine whether they are complete, whether required sureties have been furnished, whether the documents have been properly signed, and whether the bids are generally in order.
- 30.2 Prior to the detailed evaluation, pursuant to Clause 32, the Procuring Entity will determine the substantial responsiveness of each Bid to the Bidding Documents including acceptable quality of the Goods offered, pursuant to Clause 18. A substantially responsive Bid is one which conforms to all the terms and conditions of the Bidding Documents without material deviation.
- 30.3 A Bid determined as not substantially responsive will be rejected by the Procuring Entity and may not subsequently be made responsive by the bidder by correction of the non-conformity.

Financial Evaluation:

- 30.4 Check the bidder's compliance to the financial documents required by the Procuring Entity
- 30.5 Arithmetical errors will be rectified on the following basis. If there is a discrepancy between the unit price and total price per item that is obtained by multiplying the unit price and quantity, the unit price shall prevail and the total price per item will be corrected. If there is a discrepancy between the Total Amount and the sum of the total price per item, the sum of the total price per item shall prevail and the Total Amount will be corrected.
- 30.6 The amount stated in the Form of Bid will be adjusted by the Procuring Entity in accordance with the above procedure for the correction of errors and, shall be considered as binding upon the bidder. If the bidder does not accept the corrected amount of bid, its bid will be rejected, and the bid security may be forfeited in accordance with Sub-Clause 19.6

31. CONVERSION TO SINGLE CURRENCY

- 31.1 The procuring entity will convert the amounts in various currencies in which the Bid Price is payable to Philippine Peso at the selling exchange rates officially prescribed for similar transactions as established by Bangko Sentral ng Pilipinas on the date of bid opening.

32. EVALUATION AND COMPARISON OF BIDS

- 32.1 The Procuring Entity will evaluate and compare the bids previously determined to be substantially responsive, pursuant to Clause 30.
- 32.2 The Procuring Entity's evaluation of a Bid will exclude and not take into account:
 - (a) in the case of goods partially or wholly manufactured within the Procuring Entity's country or Goods of foreign origin already located in the Procuring Entity's country, sales and other similar taxes which may be levied on the finished Goods if the Contract is awarded to the bidder;

- (b) in the case of goods to be offered from outside the Procuring Entity 's country, customs duties and other similar import duties and taxes which be levied on the Goods if the Contract is awarded to the bidder; and
- (c) any allowance for price adjustment during the period of execution of the contract, if provided in the bid.

32.3 The comparison shall be of:

- (a) the ex-factory/ex-warehouse/off-the-shell price of the Goods to be offered from within the Procuring Entity 's country (such price to include all costs as well as duties and taxes paid or payable on components and raw material incorporated or to be incorporated in the Goods): and
- (b) the CIF port-of-entry price of the Goods to be offered from outside the Procuring Entity's country.

32.4 The evaluation of bids shall take into account the price and other commercial features of the offer. In addition, it may also take into account other criteria, such as those in the sample listed below.

- * Contractual and Commercial Deviations
- * Delivery Schedule
- * Operating Costs
- * Functional Guarantee of the Goods
- * Local Handling and Transportation

33. CONTACTING THE PROCURING ENTITY

33.1 Subject to Clause 29, no bidder shall contact the Procuring Entity on any matter relating to its Bid, from the time of bid opening to the time the contract is awarded unless initiated by the Procuring Entity.

33.2 Any effort by a bidder to influence the Procuring Entity in its decision in respect of bid evaluation, bid comparison or Contract award will result in the rejection of the Bidder's Bid.

34. PROCURING ENTITY'S RIGHT TO ACCEPT ANY BID AND TO REJECT ANY OR ALL BIDS

34.1 The Procuring Entity reserves the right to accept or reject any Bid and to annul the bidding process and reject all Bids at any time prior to award of Contract, without thereby incurring any liability to the affected bidder or bidders or any obligation to inform the affected bidders of the grounds for the Procuring Entity's action.

35. POST QUALIFICATION AND AWARD

35.1 The Procuring Entity will determine to its satisfaction whether the Bidder selected as having submitted the lowest-evaluated, responsive bid is qualified to satisfactorily perform the Contract.

35.2 The determination will take into account the bidder's financial, technical and production capabilities. It will be based upon an examination of the documentary evidence of the bidder's qualification submitted by the bidder, pursuant to Clause 17, as well as such other information as the Procuring Entity deems necessary and appropriate.

35.3 An affirmative determination will be pre-requisite for award of the Contract to the Bidder. A negative determination will result in rejection of the Bidder's bid.

35.4 The Procuring entity will award the Contract to the successful bidder whose Bid has been determined the lowest calculated responsive Bid, provided further that the bidder is determined to be qualified to satisfactorily perform the Contract.

36. NOTIFICATION OF AWARD

36.1 The Procuring Entity will notify the successful bidder in writing by registered letter, or by fax or email to be confirmed in writing by registered letter or by fax or email, that its Bid has been accepted and on which basis the Bid has been accepted.

36.2 The notification of award will constitute the formation of a contract, until the Contract has taken effect pursuant to Clause 37.

37. ISSUANCE OF NOTICE OF AWARD AND SIGNING OF CONTRACT

37.1 At the time of notification of award, the Procuring Entity will send the successful bidder the Notice of Award.

37.2 Within five (5) working days of receipt of such Notice of Award the successful bidder shall affix its signature and date in the Notice of Award and return it to the Procuring Entity together with the corresponding Performance Security.

37.3 After signing of Notice of Award and posting of Performance Security of the successful bidder, the Procuring Entity will send the Contract Form provided in the Bidding Documents, incorporating all agreements between the parties.

37.4 Within five (5) working days of receipt of such Contract Form the successful bidder shall affix its signature and date in the Contract Form and return it to the Procuring Entity

37.5 Upon receipt of the signed Contract form, the Procuring Entity will issue Notice to Proceed to the successful bidder.

38. PERFORMANCE SECURITY

38.1 Within five (5) working days of the receipt of notification of award from the Procuring Entity, the successful bidder shall post the performance security, in Manager's Check form or cash, to be deposited to the Procuring Entity's bank account.

38.2 Failure of successful bidder to comply with the requirements of Clause 37 or 38 shall constitute sufficient grounds for the annulment of the award and forfeiture of the bid security.

ANNEX A: BID EVALUATION PROCEDURE

Step 1 - Submittal of Bid

If a submittal is late, it should not be opened, but should be returned to the Bidder unopened.

Step 2 – Technical Bid Evaluation

During the Bid opening, preliminary examination shall begin by determining that the general conditions of the Bidding Documents have been met in the bid. The following items should be checked to determine whether the Bid is responsive.

- Bid does not show evidence of tampering.
 - Bid is from a Procuring Entity of the Bidding Documents.
 - Bid Addendum received.
 - Bid appears to be complete.
 - Bid on all items per schedule.
 - Bid contains Deviation Form duly filled in
 - Bidder meets the required experience and number of sales
 - Bidder is a registered company
- a. The Bidder and the manufacturer are both from eligible source countries as defined in list of eligible source countries.
- b. The Bid contains a manufacturer's name and catalogue number for each item in the completed bid schedule.
- c. The Bid contains authorization from the manufacturer to supply the goods to the Bidder for this procurement.
- d. The Bid contains a listing, for each item bid, showing the manufacturer's years of manufacture and the international sales for the required number of years. This is to include dollar volume, Procuring Entity, and names and telephone numbers for Procuring Entity contact person(s).
- e. The Bid contains the Technical Data Sheets with the Bidder's guaranteed data duly stamped and signed by the Bidder.
- f. The Bid contains supplementary technical information to determine if each item offered meets the Technical Specifications of the Bidding Documents.

In the absence of substantial compliance with all of the above items, the bids are incomplete, shall be declared non-responsive and has to be rejected.

Step 3 – Opening of the Financial Offer

During the opening of the financial proposal, the following information is to be read and recorded:

- Name of Bidder;
- Any discount offered;
- Name of Surety Company or Bank which issued the Bid Security;
- Bid security is present in the correct amount and acceptable form
- Validity of the Bid Security
- Validity of the Bid
- Bid security receipt is issued by the Surety Company

- Net financial contracting capacity is computed
 - ITR of the bidder for the past three (3) years duly marked received by the BIR is submitted
 - Financial Statements of the bidder for the past three (3) years is submitted
- a. The Bid contains price schedule(s) that have the unit price shown for each item in the completed bid schedule. The price schedule is to be checked for arithmetic errors in the extensions and the additions.
- b. Determine that the Bidder has filled out correctly the price schedule for what he is bidding.
- c. The price schedule be checked to determine that the correct quantities are shown.
- d. Calculate the amounts for the applicable penalties as provided in the Technical Specifications and add amounts to the Bid prices for evaluation purposes only.
- e. After the special factor, additions and conversion of schedule total to Philippine Peso, determine which remaining bid, has the lowest price for this bid schedule.
- f. Compare the price of the low bid, for this bid schedule.

Step 4 - Evaluation and Comparison of Bids

All bids for this schedule are then financially evaluated to determine whether the company has the financial capability to perform the contract. Bidders who are found to be financially not sound shall be rejected.

If any item in the low bid has only minor technical deviations from the specifications, this shall be clarified with the bidder.

If any item in the low bid does not meet the technical specifications, that bid is rejected. The evaluation process then continues to the next low bid for that schedule.

This procedure to continue until the low bid, meeting the technical specifications of this Bidding Documents for this schedule, is determined.

Step 5 - Ability to Perform and Recommend for Award

After the low bid meeting the technical specifications is determined, check on enough of his previous sales of similar materials to determine whether the Bidder has demonstrated that he is qualified to perform the Contract. If the low Bidder is found to have provided unsatisfactory materials of similar nature on other contracts, his bid is to be rejected. The evaluation process then continues to the next low bid for that schedule.

This procedure shall continue until the low Bidder qualified to perform the contract for this schedule is determined. The recommendations for the Award of Contract for this schedule to this lowest responsible and responsive Bidder is automatic.

Note:

"Low bid" is hereby defined as the Bid on a complete bid schedule that has the lowest total price after considering all factors and/or reference up to that point in the evaluation procedure.

SECTION III. GENERAL CONDITIONS OF CONTRACT

TABLE OF CLAUSES

CLAUSE	TOPIC	Page Number
1	Definitions	III - 1
2	Application	III - 1
3	Country of Origin	III - 1
4	Standards	III - 2
5	Use of Contract Documents and Information	III - 2
6	Patent Rights	III - 2
7	Performance Security	III - 2
8	Inspections and Tests	III - 3
9	Packing and Marking	III - 4
10	Delivery and Documents	III - 4
11	Insurance	III - 4
12	Transportation	III - 5
13	Incidental Services	III - 5
14	Spare Parts	III - 5
15	Warranty	III - 6
16	Payment	III - 7
17	Prices	III - 7
18	Change Orders	III - 7
19	Contract Amendments	III - 8
20	Assignment	III - 8
21	Subcontracts	III - 8
22	Delays in the Supplier's Performance	III - 8
23	Liquidated Damages	III - 8
24	Termination for Defaults	III - 9
25	Force Majeure	III - 9
26	Termination for Insolvency	III - 10
27	Termination for Convenience	III - 10
28	Resolution of Disputes	III - 10
29	Governing Language	III - 10
30	Applicable Law	III - 11
31	Notices	III - 11
32	Taxes and Duties	III - 11

1. DEFINITIONS

1.1 In this contract the following terms shall be interpreted as indicated:

- (a) "The Contract" means the agreement entered into between the Procuring Entity and the Supplier, as recorded in the Contract Form signed by the parties, including all attachments and appendices thereto and all documents incorporated by reference therein.
- (b) "The Contract Price" means the price payable to the Supplier under the Contract for the full and proper performance of its contractual obligations;
- (c) "The Goods" means all of the equipment, machinery and/or other materials which the Supplier is required to supply to the Procuring Entity under the Contract;
- (d) "Services" means services ancillary to the supply of the Goods, such as transportation and insurance, and any other incidental services, such as installation, commissioning, provision of technical assistance, training and other such obligations of the Supplier covered under the Contract;
- (e) "The Procuring Entity" means the Nueva Ecija II Area 1 Electric Coop., Inc.
- (f) "The Supplier" means the individual or firm supplying the Goods under this Contract;

2. APPLICATION

These General Conditions shall apply as part of the Contract which shall include the following documents and the priority of these documents shall be as follows:

- a) Contract Agreement
- b) Notification of Award
- c) Special Conditions of Contract
- d) General Conditions of the Contract
- e) Bidding Documents
- f) Forms and Schedules
- g) Supplier's Bid

3. COUNTRY OF ORIGIN

- 3.1 All Goods and Services supplied under the Contract shall have their origin from the eligible source countries, as defined in Section II, Clause 3.
- 3.2 For purposes of this Clause 3, "origin" means the place where the Goods were mined, grown or produced, or from which the services are supplied. Goods are produced when, through manufacturing, processing, or substantial and major assembling of components, a commercially recognized new product results that is substantially different in basic characteristics or in purpose or utility from its

components.

3.3 The origin of Goods and Services is distinct from the nationality of the Supplier.

4. STANDARDS

4.1 The Goods supplied under this Contract shall conform to the standards mentioned in the Technical Specifications, and, when no applicable standard is mentioned, to the authoritative standard appropriate to the Goods' country of origin and such standards shall be the latest issued by the concerned institution.

5. USE OF CONTRACT DOCUMENTS AND INFORMATION

5.1 The Supplier shall not, without the Procuring Entity's prior written consent, disclose the Contract, or any provision thereof, or any specification, plan, drawing, pattern, sample or information furnished by or on behalf of the Procuring Entity in connection therewith, to any person other than a person employed by the Supplier in the performance of the Contract. Disclosure to any such employed person shall be made in confidence and shall extend only as far as may be necessary for purposes of such performance.

5.2 The Supplier shall not, without the Procuring Entity's prior written consent make use of any document or information enumerated in para. 5.1 except for purposes of performing the Contract.

5.3 Any document, other than the Contract itself, enumerated in para. 5.1 shall remain the property of Procuring Entity and shall be returned (in all copies) to the Procuring Entity on completion of the Supplier's performance under the Contract if so required by the Procuring Entity.

6. PATENT RIGHTS

6.1 The Supplier shall indemnify the Procuring Entity against all third-party claims of infringement of patent, trademark or industrial design rights arising from use of the Goods or any part thereof in the Philippines.

7. PERFORMANCE SECURITY

7.1 Within five (5) working days after the Supplier's receipt of notification of award of the Contract, the Supplier shall furnish performance security to the Procuring Entity in the amount specified in the Special Conditions of Contract.

7.2 The proceeds of the Performance Security shall be payable to the Procuring Entity as compensation for any loss resulting from the Supplier's failure to complete its obligations under the Contract. The performance security shall be to the account of the Supplier who signed the Contract. The performance security shall also guarantee the enforcement of the warranty provision in Clause 15 of this section.

7.3 The Performance Security, which should be callable on demand shall be denominated in the currency of the Contract and shall be in one of the following forms:

(a) A bank guarantee or irrevocable Letter of Credit, issued by a bank in the Philippines or a bank abroad which has a jointly and severally liable correspondent bank in the Philippines, acceptable to the Procuring Entity, and in the form provided in the Bidding Documents or another form acceptable to the Procuring Entity. The Procuring Entity may request that said bank guarantee or irrevocable Letter of Credit be confirmed by a reputable bank acceptable to the EC.

Or

(b) A cashier's check, certified check, or cash.

7.4 The performance security will be discharged by the Procuring Entity and returned to the Supplier not later than thirty (30) days following the date of completion of the Supplier's performance obligations, including any warranty obligation, under the Contract.

8. INSPECTIONS AND TESTS

8.1 The Procuring Entity or its designated third party inspector shall, at all reasonable times, be allowed free and ready access to the Supplier's premises and those of his sub-contractors for the purpose of inspecting the specified goods and obtaining information as to the progress of the work.

8.2 The Procuring Entity or its designated third party inspector shall have the right to inspect and/or to test the Goods to confirm their conformity to the Contract. The Special Conditions of Contract and/or the Technical Specifications shall specify what inspections and tests the Procuring Entity requires and where they are to be conducted. The Procuring Entity shall notify the Supplier in writing of the identity of any representatives retained for these purposes.

8.3 The inspections and tests may be conducted on the premises of the Supplier or its sub-contractor(s), at point of delivery and/or at the good's final destination. Where conducted on the premises of the Supplier or its sub-contractor(s), all reasonable facilities and assistance-including access, drawings and production data-shall be furnished two weeks before such tests take place to the inspectors at no charge to the Procuring Entity

8.4 Should any inspected or tested Goods fail to conform to the Specification, the Procuring Entity may reject them, and the lot they represent, and the Supplier shall replace the rejected Goods within the life of the Contract or not later than ninety (90) days from receipt of notice of rejection, whichever comes first, or all alterations necessary to meet specification requirements free of cost to the Procuring Entity

8.5 The Procuring Entity's right to inspect, test and, where necessary, reject the Goods

after the Goods' arrival in the Philippines shall in no way be limited or waived by reason of the Goods having previously been inspected, tested and passed by the Procuring Entity or its representative prior to the Goods shipment from the country of origin.

- 8.6 Test Certificates for all Goods shall be prepared by the Supplier, signed by both the Supplier and the Procuring Entity or third party inspectors. Also in case of no attendance of the tests by the Procuring Entity or third party inspector, test certificates signed by the Supplier are to be submitted to the Procuring Entity.
- 8.7 Nothing in Clause 8 shall in any way release the Supplier from any warranty or other obligations under this Contract.

9. PACKING AND MARKING

- 9.1 The Supplier shall provide such packing of the Goods as is required to prevent their damage or deterioration during transit to their final destination as indicated in the Special Conditions of Contract. The packing shall be sufficient to withstand, without limitation, rough handling during transit and exposure to extreme temperatures, salt and precipitation during transit and open storage. Packing case size and weights shall take into consideration, where appropriate, the remoteness of the Goods' final destination and the absence of heavy handling facilities at all points in transit.
- 9.2 The packing, marking and documentation within and outside the package shall comply strictly with such special requirements as shall be expressly provided for in the Contract and, subject to Clause 18, in any subsequent instructions ordered by the Procuring Entity.
- 9.3 Proposal for packing and marking should be approved by the Procuring Entity.

10. DELIVERY AND DOCUMENTS

- 10.1 Delivery of the Goods shall be made by the Supplier in accordance with the terms specified by the Procuring Entity in its Schedule of Requirements and Special Conditions of Contract.
- 10.2 For purposes of the Contract, "FOB", "CIF" and other trade terms used to describe the obligations of the parties shall have the meanings assigned to them by the current edition of the International Rules for the Interpretation of the Trade Terms published by the International Chamber of Commerce, Paris, and commonly referred to as INCOTERMS.

11. INSURANCE

- 11.1 The Goods supplied under the Contract shall be fully insured in the currency of the contract against loss or damage incidental to manufacture or acquisition, transportation, storage and delivery in the manner specified in the Special Conditions of Contract.

12. TRANSPORTATION

- 12.1 Where the Supplier is required to effect delivery under any other terms, for example, by post or another address in the source country, the Supplier shall be required to meet all transport and storage expenses until delivery.
- 12.2 In all of the above cases, transportation of the Goods after delivery at the designated point of delivery shall be the responsibility of the Procuring Entity.
- 12.3 Ocean transportation shall be by vessels registered in eligible source countries, as defined in Clause 3 of the Instructions to Bidders, or belonging to shipping conferences in which shipping lines from such member countries hold the major share.

13. INCIDENTAL SERVICES

- 13.1 As specified in the Special Conditions of Contract, the Supplier may be required to provide any or all of the following services:
- (a) Performance or supervision of on-sight assembly and/or start-up of the supplied Goods;
 - (b) Furnishing of tools required for assembly and/or maintenance of the supplied Goods;
 - (c) Furnishing of a detailed operations and maintenance manual for each appropriate unit of the supplied Goods;
 - (d) Performance or supervision or maintenance and/or repair of the supplied Goods, for a period of time agreed by the parties, provided that this service shall not relieve the Supplier of any warranty obligations under this Contract; and
 - (e) Conduct of training of the Procuring Entity's personnel, at the Supplier's plant and/or on-site, in assembly, start-up, operation, maintenance and/or repair of the supplied Goods.
- 13.2 Prices charged by the Supplier for the preceding incidental services, if not included in the Contract Price for the Goods, shall be agreed upon in advance by the parties and shall not exceed the prevailing rates charged by the Supplier to other parties for similar services.

14. SPARE PARTS

- 14.1 As specified in the Special Conditions of Contract, the Supplier may be required to provide any or all of the following materials and notifications pertaining to spare parts manufactured or distributed by the Supplier:

- (a) Such spare parts as the Procuring Entity may elect to purchase from the Supplier, provided that this election shall not relieve the Supplier of any warranty obligations under the Contract; and
- (b) In the event of termination of production of the spare parts:
 - (i) advance notification to the Procuring Entity of the pending termination, in sufficient time to permit the Procuring Entity to procure needed requirements; and
 - (ii) following such termination, furnishing at no cost to the Procuring Entity, the blue prints, drawings, and specifications of the spare parts, if and when requested.

15. WARRANTY

- 15.1 The Supplier warrants that the Goods supplied under the Contract are new, unused, of the most recent or current models and incorporate all recent improvements in design and materials unless provided otherwise, in the Contract. The Supplier further warrants that the Goods supplied under this Contract shall have no defect arising from design, materials or workmanship or from any act or omission of the Supplier, that may develop under normal use of the supplied Goods in the conditions obtaining in the country of final destination.
- 15.2 This warranty shall remain valid for 12 months after the Goods or any portion thereof as the case maybe, have been delivered to the final destination and commissioned indicated in the Contract or for 18 months after the date of shipment to the port of entry in the Philippines, whichever period concludes earlier, unless specified otherwise in the Special Conditions of Contract or in the Technical Specifications.
- 15.3 The Procuring Entity shall promptly notify the Supplier in writing of any claims arising under this warranty.
- 15.4 Upon receipt of such notice, the Supplier shall repair or replace within 30 days of such notification the defective Goods or part thereof, without costs to the Procuring Entity other than, where applicable, the cost of inland delivery of the repaired or replace Goods or parts from the port of entry to the final destination.
- 15.5 If the Supplier, having been notified, fails to remedy the defect(s) within 30 days of such notification, the Procuring Entity may proceed to take such remedial action as may be necessary, at the Supplier's risk and expense and without prejudice to any other rights which the Procuring Entity may have against the Supplier under the Contract.

16. PAYMENT

- 16.1 The method and conditions of payment to be made to the Supplier under the Contract shall be specified in the Special Conditions of Contract.
- 16.2 The currency in which payment is made to the Supplier under this Contract shall be specified in the Special Conditions of Contract.
- 16.3 No payment shall be due while the Supplier is in default in respect to any of the provisions of the contract. On the event that the Supplier is in default, the Procuring Entity reserve the right to instruct Procuring Entity designated bank to withhold any or all payments.

17. PRICES

- 17.1 Prices charged by the Supplier for Goods delivered and Services performed under the Contract shall not, with the exception of any price adjustments authorized by the Special Conditions of Contract, vary from the prices quoted by the Supplier in its bid.

18. CHANGE ORDERS

- 18.1 The Procuring Entity may at any time, by a written order given to the Supplier pursuant to Clause 31, General Conditions of Contract, make changes within the general scope of the Contract in any one or more of the following:
- (a) drawings, designs or specifications where Goods to be furnished under the Contract are to be specifically manufactured for the Procuring Entity;
 - (b) the method of shipment or packing;
 - (c) place of delivery; or
 - (d) the Services to be provided by the Supplier.
- 18.2 If any such change causes an increase or decrease in the cost of, or the time required for, the Supplier's performance of any part of the work under the Contract whether changed or not changed by the order, an equitable adjustment shall be made to the Contract Price or delivery schedule, or both, and the Contract shall accordingly be amended. Any claims by the Supplier for adjustment under this clause must be asserted within thirty (30) days from the date of the Supplier's receipt of the Procuring Entity's change order.

19. CONTRACT AMENDMENTS

19.1 Subject to Clause 18, no variation or modification of the terms of the Contract shall be made except by written amendments signed by the parties.

20. ASSIGNMENT

20.1 The Supplier shall not assign, in whole or in part, its obligations to perform under the Contract, except with the Procuring Entity's prior written consent.

21. SUBCONTRACTS

21.1 The Supplier shall notify the Procuring Entity in writing of all subcontracts awarded under the Contract if not already specified in his bid. Such notification, in his original bid or later, shall not relieve the Supplier from any liability or obligation under the Contract.

21.2 Subcontracts must comply with the provisions of Clause 3.

22. DELAYS IN THE SUPPLIER'S PERFORMANCE

22.1 Delivery of the Goods and performance of Services shall be made by the Supplier in accordance with the time schedule specified by the Procuring Entity in its Schedule of Requirements.

22.2 A delay by the Supplier in the performance of its delivery obligations, for which either no amendment to the contract or no extension of the performance security was made, shall render the Supplier liable to any or all of the following sanctions:

22.2.1 forfeiture of its performance security,

22.2.2 imposition of liquidated damages,

22.2.3 and/or termination of the Contract for default.

22.3 If at any time during performance of the Contract, the Supplier or its sub-contractor(s) should encounter conditions impeding timely delivery of the Goods and performance of the Services, the Supplier shall promptly notify the Procuring Entity in writing of the fact of the delay, its likely duration and its cause(s). As soon as practicable after the receipt of the Supplier's notice, the Procuring Entity shall evaluate the situation and may at its discretion extend the Supplier's time for performance, in which case the extension shall be ratified by the parties by amendment of the Contract.

23. LIQUIDATED DAMAGES

- 23.1 Subject to Clause 25, if the Supplier fails to secure acceptance from the Procuring Entity for the delivery of any or all of the Goods or performance of the Services within the delivery period(s) specified in the Contract, the Procuring Entity shall, without prejudice to its other remedies under the Contract, deduct from the Contract Price, as liquidated damages, a sum equivalent to one tenth of one percent (0.1 %) of the delivered price of the Goods or Services that were delivered early or delayed, for each day outside of the Contract schedule for deliveries, up to a maximum deduction of Ten (10%) percent of the Contract Price of the Goods or Services involved. Once the maximum is reached, the Procuring Entity may consider termination of the Contract.

24. TERMINATION FOR DEFAULT

- 24.1 The Procuring Entity may, without prejudice to any other remedy for breach of contract, by written notice of default sent to the Supplier, terminate the Contract in whole or in part:
- (a) If the Supplier fails to deliver any or all of the Goods within the time period(s) specified in the Contract, or any extension thereof granted by the Procuring Entity pursuant to Clause 22; or
 - (b) If the Supplier fails to perform any other obligation(s) under the Contract.
- 24.2 In the event the Procuring Entity terminate the Contract in whole or in part, pursuant to para. 24.1, the Procuring Entity may procure, upon such terms and in such manner as it deems appropriate, Goods similar to those undelivered, and the Supplier shall be liable to the Procuring Entity for any additional cost of Goods for such similar Goods. However, the Supplier shall continue performance of the Contract to the extent not terminated.

25. FORCE MAJEURE

- 25.1 Notwithstanding the provisions of Clause 22, 23, 24, the Supplier shall not be liable for forfeiture of its performance security, liquidated damages or termination for default, if and to the extent that, its delay in performance or other failure to perform its obligations under the Contract is the result of an event of Force Majeure.
- 25.2 For purposes of this clause, "Force Majeure" means an event beyond the control of the Supplier and not involving the Supplier's fault or negligence and not foreseeable. Such events may include, but not restricted to wars or revolution, fires, floods, epidemics, quarantine restrictions and freight embargoes.
- 25.3 If a Force Majeure situation arises, the Supplier shall promptly notify the Procuring Entity in writing of such condition and the cause thereof. Unless otherwise directed by the Procuring Entity in writing, the Supplier shall continue to perform its obligations under the Contract as far as is reasonably practical, and shall seek all reasonable alternative means for performance not prevented by the

Force Majeure event.

26. TERMINATION FOR INSOLVENCY

26.1 The Procuring Entity may at any time terminate the Contract by giving written notice to the Supplier, without compensation to the Supplier, if the Supplier becomes bankrupt or otherwise insolvent. Notwithstanding the above, such termination will not prejudice or affect any right of action or remedy which has accrued or will accrue thereafter to the Procuring Entity.

27. TERMINATION FOR CONVENIENCE

27.1 The Procuring Entity may, by written notice sent to the Supplier, terminate the Contract, in whole or in part, at any time for its convenience. The notice of termination shall specify that termination is for the Procuring Entity's convenience, the extent to which performance of work under the Contract is terminated, and the date upon which such termination becomes effective.

27.2 The Goods that are complete and ready for shipment within thirty (30) days after the Supplier's receipt of notice of termination shall be purchased by the Procuring Entity at the Contract terms and prices. For the remaining Goods, the Procuring Entity may elect:

- (a) to have any portion completed and delivered at the Contract terms and prices; and/or
- (b) to cancel the remainder and pay to the Supplier an agreed amount for partially completed Goods and for materials and parts previously procured by the Supplier for the use in this contract.

28. RESOLUTION OF DISPUTES

28.1 The Procuring Entity and the Supplier shall make every effort to resolve amicably by direct informal negotiation any disagreement or dispute arising between them under or in connection with the Contract.

28.2 If, after thirty (30) days from the commencement of such informal negotiations, the Procuring Entity and the Supplier have been unable to resolve amicably a Contract dispute, either party may require that the dispute be referred for resolution to the formal mechanism specified in the Special Conditions of Contract. This mechanism may include, but is not restricted to, conciliation mediated by a third party, adjudication in an agreed national or international forum, and/or international arbitration. The mechanism shall be specified in the Special Conditions of Contract.

29. GOVERNING LANGUAGE

29.1 The Contract shall be written in the language of the bid, as specified by the

Procuring Entity in the Instruction to Bidders. Subject to Clause 30, the language version of the Contract shall govern its interpretation. All correspondence and other documents pertaining to the Contract which are exchanged by the parties shall be written in that same language.

30. APPLICABLE LAW

30.1 The Contract shall be interpreted in accordance with the laws of the Philippines.

31. NOTICES

31.1 Any notice given by one party to the other pursuant to the Contract shall be sent in writing or by telegram, fax or telex/cable and confirmed in writing to the address specified for that purpose in the Special Conditions of Contract.

31.2 A notice shall be effective when delivered or on the notice's effective date, whichever is later.

32. TAXES AND DUTIES

32.1 A Supplier providing imported goods shall be entirely responsible for all taxes, stamp duties, license fees, and other such levies imposed outside the Philippines.

32.2 A Supplier providing domestic goods shall be entirely responsible for all taxes, duties, license fees, etc., incurred until delivery of the Contract Goods to the Procuring Entity. Value Added Tax (VAT) or similar local taxes on finished products shall be identified and shall be reimbursed to the Supplier by the Procuring Entity upon presentation of documentary evidence that taxes have been paid (Clause 11.2.3, Section IV - Special Conditions of Contract).

SECTION IV. SPECIAL CONDITIONS OF CONTRACT

TABLE OF CLAUSES

CLAUSE NUMBER	TOPIC	PAGE NUMBER
1	General	IV - 1
2	Definitions	IV - 1
3	Country of Origin	IV - 1
4	Performance Security	IV - 1
5	Inspection and Test	IV - 1
6	Packing and Marking	IV - 2
7	Delivery and Documents	IV - 2
8	Insurance	IV - 4
9	Incidental Services	IV - 5
10	Spare Parts	IV - 5
11	Payment	IV - 5
12	Resolution of Disputes	IV - 6
13	Notices	IV - 6

1. GENERAL

The following Special Conditions of Contract shall supplement the General Conditions of Contract. Whenever there is a conflict, the provisions herein shall prevail over those in the General Condition of Contract. The corresponding clause number of the General Condition is indicated in parenthesis.

2. DEFINITION

2.1 The Procuring Entity is Nueva Ecija II Electric Cooperative., Inc.- Area 1

2.2 The Supplier is (Name of Supplier)

2.3 EC or Coop is Electric Cooperative

3. COUNTRY OF ORIGIN

The countries of origin are defined in Section II, Clause 3.1, whereas the term "origin" is defined in Section III, Clause 3.

4. PERFORMANCE SECURITY

The Performance Security shall be in the amount of five (5%) percent of the Contract Price in form of Manager's Check and

4.1 shall be valid initially for a period covering the delivery and construction work schedule plus 45 calendar days; and

4.2 shall be extended with each delivery to cover also the warranty period of the delivered goods plus 30 calendar days.

5. INSPECTION AND TEST

The inspection and test procedures, required by the Procuring Entity, are described in Section V - General Technical Conditions as well as in Section VII - Technical Specifications.

When the Technical Specifications do not specify otherwise and 100 % testing is not required, the American Standard ANSI/ASQC Z1.4-1993 (Sampling Procedures and Tables for Inspection by Attributes) will be used as the guidelines for inspecting and/or testing of the goods and the Acceptable Quality Level to be 0.40.

Cost for a minimum of two (2) Procuring Entity's representative(s), such as travel cost, accommodation and living expenses shall be borne by the Supplier.

6. PACKING AND MARKING

6.1 Refer to Section V, Clause 8 and 9, for marking requirement

7. DELIVERY AND DOCUMENTS

7.1 Delivery Schedule:

For goods supplied within the Philippines counting will be from the date the Supply Contract is signed.

Delivery is considered complete when:

- a) the specified quantity of goods are received at the Coops Headquarters or as specified by the Procuring Entity within the area coverage in accordance with all the requirements in the contract, or
- b) the goods, to be delivered, at Manila warehouse/factory, have been loaded on the Supplier's truck, or
- c) the goods, to be delivered to the Coop headquarters or as specified by the Procuring Entity within the area coverage, have been received by the Coop and a Receiving Report has been provided by the Coop.

7.2 Documents for Imported Goods Shipped to EC HQ.

Upon shipment, the Supplier shall notify the Procuring Entity and the Insurance Company by cable, fax or telex the full details of the shipment including Contract number, description of Goods, quantity, vessel, the bill of lading number and date, port of loading, date of shipment, port of discharge, estimated time of arrival, port of entry, etc. The Supplier shall send by courier the following documents to the Procuring Entity with a copy to the Insurance Company:

7.2.1 Original & six (6) copies of the Supplier's invoice showing Goods description, quantity, unit price, total amount. The cost of insurance and freight included in the total amount shall be itemized separately. The cost of inland freight, brokerage, handling and other incidental expenses within the Philippines, included in the total amount shall likewise be itemized separately.

7.2.2 Original and four (4) copies of the negotiable, clean on-board bill of lading of the final carrier/vessel to Philippines marked freight prepaid and two (2) copies of non-negotiable bill of lading;

7.2.3 Original & six (6) copies of packing list identifying contents of each

-
- package by serial number;
- 7.2.4 Original & three (3) copies of Insurance Certificate;
- 7.2.5 Original & three (3) copies of Manufacturer's/Supplier's guarantee certificate;
- 7.2.6 Original & three (3) copies of:
- 7.2.6.1 Inspection certificate issued by the EC or any authorized inspection agency or a certificate of waiver signed by the EC;
- 7.2.6.2 the Manufacturer's factory inspection report, and
- 7.2.6.3 Societe de Surveillance (SGS) pre-shipment Clean Report of Findings or number and date of issue.
- 7.2.7 Original & three (3) copies of Certificate of Origin endorsed by the Chamber of Commerce.
- 7.2.8 Original & three (3) copies of evidence showing that the Supplier has forwarded the shipping documents listed above to the Procuring Entity via an international document handling service similar to Federal Express or DHL. These documents shall reach the Procuring Entity not later than ten (10) calendar days after shipment as evidenced by the date of the Bill of Lading, except those shipping documents covering shipment of materials from Japan, Korea, Taiwan, Thailand and other eligible Asian source countries and airshipments, which shall reach the Procuring Entity not later than three (3) calendar days after shipment. Any expenditure incurred by the Procuring Entity (such as demurrage charges, storage fee, document reproduction costs and other similar charges/expenditure) as result of late receipt of required shipping documents, or incorrect shipping documents, shall be for the account of the Supplier. Filing fee being charged by the BOI, DOF and other government agencies for the tax and duty free importation of the goods shall be borne by the Supplier.
- 7.2.9 Original & three (3) copies of the extension for the Performance Security as per Clause 4.2.
- 7.3 Documents for Domestic Goods delivered to EC HQ.

The Supplier shall send the following documents to the EC with a copy to each the Procuring Entity and the insurance company:

- 7.3.1 Original & three (3) copies of the Supplier's invoice showing Goods

description, quantity, unit price, total amount. The cost of freight from Supplier's Warehouse to designated destination shall be itemized separately.

- 7.3.2 Original & three (3) copies of packing list identifying contents of each package by serial number, Consignee & recipient Coop.
- 7.3.3 Original & three (3) copies of Insurance Certificate on any Goods shipped DDP to EC HQ.
- 7.3.4 Original & three (3) copies of Manufacturer's/Supplier's guarantee certificate;
- 7.3.5 Original & three (3) copies of Inspection certificate issued by:
 - 7.3.5.1 An authorized inspection agency or a certificate of waiver signed by the EC, and
 - 7.3.5.2 the Manufacturer's factory inspection report.
- 7.3.6 Original & three (3) copies of Certificate of Origin.
- 7.3.7 For wood products, a copy of the DENR logging permit under which the trees were cut in the Philippines.
- 7.3.8 Original & three (3) copies of the extension for the Performance Security as per Clause 4.2.
- 7.3.9 Original & three (3) copies of the certificates proving the amount for all costs as well as duties and taxes paid or payable on components and raw material incorporated or to be incorporated in the goods as stated in the price sheets.

Payments are limited to the amount stated in such certificates but shall not exceed the amount stated in the price sheets."

8. INSURANCE

The marine and inland insurance shall be in an amount equal to one hundred ten percent (110%) of the value of the Goods from "warehouse to recipient EC warehouse" on "All Risks" basis including War Risk, Civil Unrest, and Strike clauses and shall be valid for ninety (90) days after arrival of the equipment at designated EC HQ or as specified by the Procuring Entity within the area coverage.

The insurance shall be paid by the Supplier. It shall be the responsibility of the Supplier that the insurance coverage provided include the cost of conducting all necessary

investigation of report of damage, loss or pilferage. Such investigation and preparation of report shall be done by the Supplier at no cost to the Procuring Entity.

9. INCIDENTAL SERVICES

The services covered under Clause 13, Section III, General Conditions of Contract, Sub-Clause 13.1 letters (c), (d), and that of those required in the Technical Specifications shall be furnished. The cost shall be included in the contract price.

10. SPARE PARTS

Suppliers shall carry sufficient inventories to assure ex-stock supply of consumable spares such as gaskets, plugs, washers, belts, etc. other spare parts and components shall be supplied as promptly as possible but in any case shall not exceed one (1) month after placement of order and establishment of Letter of Credit or execution of Contract.

11. PAYMENT

11.1 For Goods and services supplied from countries other than the Philippines payment shall be made as follows:

11.1.1 Once a month or for an accomplishment of at least ₱ 1.0 million, the contractor may submit a request for payment for work accomplished. Such request for payment shall be verified and certified by the Coop project engineer, and approved by Coop Technical/Engineering Manager. Except as otherwise stipulated in the contract, materials and equipment delivered on the site but not completely put in place shall not be included for payment.

11.1.2 The Coop shall have the right to deduct from the contractor's progress billing such amount as may be necessary to cover third party liabilities, as well as uncorrected discovered defect in the project.

11.2 For Goods and Services supplied from within the Philippines, payment shall be made as follows:

11.2.1 Once a month or for an accomplishment of at least ₱ 1.0 million, the contractor may submit a request for payment for work accomplished. Such request for payment shall be verified and certified by the Coop project engineer, and approved by Coop Technical/Engineering Manager. Except as otherwise stipulated in the contract, materials and equipment delivered on the site but not completely put in place shall not be included for payment.

11.2.2 The Coop shall have the right to deduct from the contractor's progress billing such amount as may be necessary to cover third party liabilities, as well as uncorrected discovered defect in the project.

- 11.3 Should the Supplier fail to receive from Procuring Entity the Acceptance Certificate as specified in paragraphs 11.1.2 & 11.2.2 within (60) days following the date of delivery of the materials to Procuring Entity headquarters or as specified by the Procuring Entity within the area coverage, the Supplier may request for payment by submitting to Procuring Entity three (3) copies of the Voucher bearing the following certification:

I/we hereby certify that the materials and equipment covered by this invoice were delivered to the Procuring Entity headquarters or as specified by the Procuring Entity delivery point as specified in the Delivery Schedule prior to sixty (60) days before the date of this certification, that all warranties and guaranties, and final drawing have been delivered to Procuring Entity, that no objection of any kind has been received from Procuring Entity to the payment of the remaining ten (10%) percent of this equipment.

Date

Supplier

ATTESTED BY:

Title

Authorized Signature

12. RESOLUTION OF DISPUTES

The dispute resolution mechanism to be applied pursuant to Clause 28 of the General Conditions shall be as follows:

- 12.1 in the case of a dispute between the Procuring Entity and a Supplier which is a national of the Philippines, the dispute shall be referred to adjudication/arbitration in accordance with the laws of the Philippines; and
- 12.2 in the case of a dispute between the Procuring Entity and a foreign Supplier, the dispute shall be settled by arbitration, held in Manila, in accordance with the provisions of the UNCITRAL Arbitration Rule

13. NOTICES

For the purpose of all notices, the following shall be the address of the Procuring Entity and Supplier.

Procuring Entity:

Mr. Lorenzo Valino Jr.
BAC Chair
Nueva Ecija II Electric Cooperative, Inc.-Area 1 (NEECO II Area 1)
Calipahan, Talavera, Nueva Ecija
Philippines 3114
Tel./Fax 044 411 1007
e-mail: bac_neeco2area1@yahoo.com.ph

Supplier:

(to be filled in at the time of contract signature)

SECTION V. GENERAL TECHNICAL CONDITIONS

TABLE OF CLAUSES

CLAUSE NUMBER	TOPIC	PAGE NUMBER
1.	Form of Specifications	V - 1
2.	Submittal of Information	V - 1
3.	Codes and Standards	V - 3
4.	Special Tools	V - 4
5.	Shop Tests	V - 4
6.	Factory Test and Inspection	V - 5
7.	Defective Equipment and Materials	V - 6
8.	Export Packing	V - 7
9.	Export Marking	V - 7
10.	Sag and Tension Tables	V - 9
11.	Qualified Manufacturers	V - 9
12.	Standards and Specifications	V - 10
13.	Material Specifications Listing	V - 18

1. FORM OF SPECIFICATIONS

1.1 Abbreviated, outline type.

1.2 Determine components of specifications from Table of Contents.

2. SUBMITTAL OF INFORMATION

2.1 General: After award of Contract, submit information requested herein to location designated. All information shall be in English.

2.2 Updated Delivery Schedule:

Submit three (3) copies. (See Section IV)

2.3 Shipping Papers:

Submit three (3) copies, unless specified otherwise, of reports required in specifications and required by referenced codes and standards.

2.4 Test Reports:

Submit three (3) copies unless specified otherwise, of reports required in specifications and required by referenced codes and standards.

2.5 Instruction Manuals:

Submit two (2) complete sets of instruction manuals for each unit supplied; covering installation, operation and maintenance for equipment, auxiliary items and accessory devices furnished, and including assembly drawings descriptive literature and parts lists, with identification symbols, for all replaceable parts and assemblies including address, phone and fax number where spare parts shall be ordered.

2.5.1 Instruction manuals shall include nameplate information and shop order numbers for each item of equipment furnished.

2.5.2 Instruction manuals shall include a list of recommended spare parts.

2.5.3 Information manual shall be bound between hard covers and the contents shall be properly indexed.

2.6 Shop drawings and manufacturer's information:

- 2.6.1 Material requested herein or in specifications. Term "Shop Drawings" refers to an outline, general arrangements, and installation requirement drawings needed to ensure that equipment to be supplied is in accordance with the Contract Specifications. Term "Shop Drawings" does not include drawings prepared solely for the manufacturer's use in fabrication of equipment.
- 2.6.2 Initial Submittal:
- 2.6.2.1 Drawings not larger than 36" x 120": Submit three (3) copies of each drawing to Procuring Entity. Copies of each drawings submitted by Supplier may be produced by any reproduction process except that producing blue-prints having white lines on a blue background.
- 2.6.2.2 Drawings larger than 36" x 120", printed catalogue information or brochures or other multiple page documents: Submit three (3) copies of each drawing to Procuring Entity.
- 2.6.2.3 The Supplier shall submit to the Procuring Entity, shop drawing for each item in the contract, which requires drawing approval, within thirty (30) calendar days after the date of contract ratification.
- 2.6.3 Procuring Entity will review shop drawings, indicate action taken, and return one (1) copy to Supplier. The Procuring Entity within thirty (30) calendar days after receiving such drawings, shall signify his approval or otherwise.
- 2.6.4 Additional copies and transmittal:
- 2.6.4.1 If Supplier's copy is marked "RESUBMIT", Supplier shall, within 15 days of receipt thereof, recheck drawing and make necessary revisions in accordance with comments noted on shop drawing and/or in separate letter and resubmit three (3) copies to the Procuring Entity for review. The Procuring Entity has 15 days to notify Supplier of his action or it will be deemed that the Procuring Entity has approved the resubmitted drawings.
- 2.6.4.2 If Supplier's copy is marked "REVIEWED" OR "SUPPLEMENTAL REFERENCE", Supplier shall submit three (3) copies to the Procuring Entity for review. The Procuring Entity has 15 days to notify Supplier of his action or it will be deemed that the Procuring Entity has approved the resubmitted drawing.

- 2.6.5 Supplier's responsibility: Check shop drawings prior to submittal for errors, correctness of details and conformance with the Contract and for work detailed on the drawing.
- 2.6.6 Review of shop drawings by Procuring Entity does not relieve the Supplier of responsibility for errors, correctness of details or conformance with the Contract.
- 2.6.7 Supplier shall be responsible for making corrections to materials and equipment as required to obtain conformance with Contract requirements, whether such corrections are required during review of shop drawings, subsequent to release of drawings, data and information mentioned hereinafter, or after fabrication and shipment of materials and equipment.
- 2.6.8 Submit other information and/or samples as may be requested by the Procuring Entity within a reasonable time period.

3. CODES AND STANDARDS

- 3.1 Perform work in accordance with best present-day manufacturing practices.
- 3.2 Conform with and test in accordance with applicable sections of latest revisions of codes and standards listed in specifications.
- 3.3 Conflicts:
 - 3.3.1 Between referenced codes and standards: Codes and standards establishing more stringent requirement shall be followed.
 - 3.3.2 Between referenced codes and standards and specifications: One establishing more stringent requirements shall be followed.
- 3.4 For convenience in designation in the specifications, certain equipment, articles, materials or processes are designated by trade names of the manufacturer and/or catalogue names and numbers. Such designation shall be deemed to be followed by the words "equal or better" whether such words are shown or not. The Bidder may also offer alternative equipment, articles materials or processes provided that the alternative shall be equivalent or better in quality, suitability and convenience of use to that indicated or specified in the Contract Documents. Equipment articles, materials or processes meeting other standards which ensure an equal or higher quality than the standards mentioned will also be accepted at the discretion of the Procuring Entity. If the equipment, etc., are manufactured to standards other than shown in the bid documents, the bidder shall provide English Translation, by an accredited translation Agency, of the standard proposed in his bid at the time of submission of his bid proposal. It will be the bidder's responsibility to demonstrate and prove to the Procuring Entity's satisfaction that alternatives offered are substantially equivalent to the brand

name identified.

The Bidder shall, in his bid, provide the name of the manufacturer and the catalogue number for each item of material listed on the Material Schedule plus the major items in the substations, and shall also provide the guaranteed losses for each transformer size and type.

3.5 The following are the Sources of Standards referred to in this Bid:

- ANSI - American National Standard Institute
1430 Broadway, New York, N.Y.10018
- ASTM - American Society for Testing and Materials
1916 Race Street, Philadelphia, Pa.19103
- AWPA - American Wood Preservers Association
P.O. Box 849
Stevensville, Maryland21666
U. S. A.
- EI - Edison Electric Institute
750 Third Avenue, New YorkN.Y.10017
- IACS - International Annealed Copper Standard
- IEC - International Electrotechnical Commission
3 Rue de Varembe, P.O. Box 131,
CH - 1211 Geneva 20, Switzerland
- IEEE - Institute of Electrical and Electronic Engineers
345 East 47th Street, New York, N. Y. 10017
- NEMA - National Electrical Manufacturers Association
2101 L Street, N.W., Washington, D.C. 20037

4. SPECIAL TOOLS

- 4.1 Provide any special tools, fixtures and instruments to EC which are necessary in assembly, operation and maintenance of equipment.
- 4.2 Special tools and devices are those designed for purpose and use of which are peculiar to the equipment furnished and which are not available from normal wholesale or retail outlets. Standard general purpose tools are not included in this requirement.
- 4.3 Provide neat and substantial metal tool box with hinged cover and lifting handles or metal cabinet with hinged door, prominently marked box or cabinet "TOOLS FOR _____" for each set of tools furnished.

5. SHOP TESTS

- 5.1 Shop tests are specified and required by referenced codes and standards.

- 5.2 The Supplier shall provide Procuring Entity with certified copies of all test data and reports.
- 5.3 The Supplier shall withhold shipment until the Procuring Entity has examined and acknowledged the receipt of shop test data.

6. FACTORY TEST, INSPECTION AND TRAINING

- 6.1 A minimum of two (2) Procuring Entity representative, at the expense of Supplier, shall have the right to inspect and/or test any material, equipment or supplies including attendance to appropriate training needs for logistics at the manufacturer site (hereinafter collectively referred to in this clause as "Goods") furnished by the Supplier under this contract during manufacture and assembly and prior to packing for shipment and may reject any merchandise defective or unsuitable for the use and purpose intended, or not in accordance with the intent of the contract (see Section IV, Clause 5 for Sampling). The Supplier, upon demand by the Procuring Entity, shall remedy or replace at his expense such defective or unsuitable Goods.
- 6.2 The Supplier shall notify in writing the Procuring Entity at least sixty days (60) days in advance of the date Goods will be ready for inspection in the shop or warehouse. The Procuring Entity's inspector shall, at all times during normal working hours, have access to all parts of the shop where Goods are being prepared and also shall be provided by the Supplier with all reasonable inspection and test facilities.
- 6.3 The fact that such factory inspection and/or test is made by the Procuring Entity, or fails to be made, shall not relieve the Supplier from full responsibility of the contract nor prejudice any claim, right, or privilege which the Procuring Entity may have because of the use of defective or unsatisfactory Goods.
- 6.4 The Procuring Entity shall be furnished written notice by the Supplier at least sixty (60) days in advance of the date that any test specifically identified in the Contract will be conducted. Failure on the Part of the Procuring Entity to witness any such test at the time and place indicated shall not delay the test or the orderly fulfilment of the provisions of the contract. Costs of all tests shall be on the account of the Supplier and included in the contract price.
- 6.5 The fact that the Procuring Entity shall have witnessed, or have failed to witness, such tests or any other test required by the conditions of the contract shall not constitute a waiver or release by the Procuring Entity of warranties under the contract. In the event that the Procuring Entity fails to witness test specified in the Contract after proper notice by the Supplier, the Supplier may deem such test as having been witnessed and proceed with the test, manufacture or shipment accordingly.
- 6.6 The manufacture and inspection of the material, equipment, or supplies are properly prepared for export shipment and the Supplier shall have furnished to the Procuring Entity an SGS pre-shipment Clean Report of Findings and a

Certificate of Completion and Inspection to be included as Attachment.

- 6.7 Upon delivery, the Procuring Entity at its option may test the equipment for conformity to the specifications. If the Procuring Entity elects to perform tests and find the supplied equipment not in accordance with the specifications and/or with the test results provided by the Supplier, the equipment will be rejected.

7. DEFECTIVE EQUIPMENT AND MATERIALS

7.1 Defective equipment:

7.1.1 If equipment fails to conform to requirements of contract documents or to operate satisfactorily, the Supplier shall correct such defects promptly at no cost to the Procuring Entity.

7.1.2 Procuring Entity will have right to operate unsatisfactory equipment until it is replaced or corrected without cost to depreciation, use or wear.

7.1.3 Equipment will be removed from operation for examination, adjustment, alteration or change at times approved by Procuring Entity.

7.2 Defective material:

7.2.1 If the Procuring Entity deems material to be defective through standard conformance test or from reported failures in actual use, the Procuring Entity shall reject the material and equipment and request the Supplier to replace the same. The Supplier, upon receipt of such notification shall replace the defective materials promptly at no cost to the Procuring Entity. If the Supplier fails to comply to the satisfaction of the Procuring Entity, the Procuring Entity may at its option:

7.2.1.1 Replace such defective material and recover the extra cost so involved from the Supplier; or

7.2.1.2 Terminate the contract for default as provided herein.

7.2.2 Supplier shall replace defective materials only at times approved by Procuring Entity.

8. EXPORT PACKING

- 8.1 When applicable, the Supplier shall pack and crate all equipment for sea shipment in a manner suitable for export to a tropical humid climate in accordance with internationally accepted export practices and in such a manner to protect the equipment from damage and deterioration in transit by road, rail or sea. The Supplier shall be held responsible for all damages due to improper packing.
- 8.2 Lumber used in the fabrication of all shipping containers shall be new, sound and well seasoned and free from knots and decay. Containers shall be sufficiently strong to prevent loss from pilferage or damage from stacking, shipment or handling.
- 8.3 Commodities subject to damage from the elements shall be preserved in a manner appropriate to the commodity and to the best commercial standards. Such commodities shall be packed in weatherproof crates or boxes with a waterproof liner.
- 8.4 Individual cartons or boxes shall be limited to approximately 50 kg to facilitate handling, unless individual items exceed this weight or unless stated otherwise in technical specifications. Commodities normally packed in cardboard containers shall be enclosed in weatherproof shipping crates or boxes with waterproof liners. All crates shall be skid mounted (100 mm minimum height) to allow handling by fork-lifts.
- 8.5 Because of fork-lift capacity, crates and pallets shall be limited to approximately 1,000 kg except where the unit weight of an item is in excess of 1,000 kg.
- 8.6 All material items shall be packed as specified or in manufacturers standard package quantities approved by the Procuring Entity if different than that specified. All packages (cartons) shall be packed as they would be when delivered to a retail supplier and packages (cartons) of an item shall contain the same number of pieces. Bulk shipment is specifically prohibited. Individual packages (cartons) shall be sufficiently strong to withstand normal warehousing handling and storage.
- 8.7 Refer to Section IV, Clause 6, for additional requirements.

9. EXPORT MARKING

- 9.1 All packages, cartons, cases, and crates shall be plainly marked to facilitate identification as follows:

Port of Shipment	_____
Port of Destination	_____
Consignor	_____
Consignee	_____
Contract No.	_____
Gross Weight	_____

Package/Case No.	_____
Name of Coop	_____
Quantity	_____
Contents	_____
Item No.	_____

- 9.2 All external marking must be legibly and durably painted or stencilled on two sides and both ends (where applicable) of containers in letters at least one and one-half inches (1-1/2") high.
- 9.3 All crates from one Supplier, regardless of port of shipment, shall be consecutively numbered to facilitate identification and delivery verification with shipping documents.
- 9.4 Reels shall bear markings on an embossed metal tag on both sides of the reel. Coils shall have markings on metal tags, one tied over the water proof paper wrapping and one tag under the paper wrap. Reels and spools shall be externally marked legibly and indelibly (chalk or crayon prohibited) with the information specified. Internally, conductor and cable ends shall have weatherproof tags attached containing full conductor or cable description plus length. Length given should be in metric units.
- 9.5 Conductor and cable shall be furnished on export type non-returnable wood reels of standard dimensions as defined for overhead electrical conductors by the American Aluminum Association, or IEC Standard, or equivalent. Reels shall incorporate full one-inch thick lagging and be bound with galvanized steel straps. The reels shall be sufficiently sturdy to withstand normal service incident to ocean shipping, hauling and field installation.

All wood used in reels and spools shall be treated with an approved wood preservative.

The conductor or cable shall be tightly laid on reel and layer wound and both ends must be clamped to the reel flange. The use of paper liners is prohibited but liners of other materials such as expanded polystyrene or similar plastic is required.

For random lengths a maximum of ten (10%) percent of the total weight of the conductor of any order may be shipped in random lengths but no piece may be shorter than fifty (50%) percent of a standard length. No random lengths shall be wound on the same reel with a standard length.

- 9.6 In the individual material specification and Schedule of Requirements, additional marking requirements may be specified. Recipient ECs shall be indicated in the markings by codes.
- 9.7 For failure to comply with the marking requirements as identified in this IFB, payment to the Supplier shall be reduced by the following:
- (a) 2% for failure to serially numbered all packages.

- (b) 3% for failure to provide correct listing of consignee and recipient coop for each serially numbered crate, box or package.
- (c) 5 % for marking package with wrong consignee or recipient coop.

NOTE: All percentages refer to the Contract price CIF of the Goods involved.

10. SAG AND TENSION TABLES

Suppliers of overhead conductor and aerial cable shall furnish, at their expense, reproducible sag and tension tables for both initial (stringing) and final (after stretch and creep) conditions. Sag and tension tables shall be based on achieving maximum tension without exceeding the limit set forth by the following criteria.

- (1) Maximum Loaded Tension not to exceed fifty (50%) percent of ultimate tensile strength at -1 degree C, loaded under 44 kg/m² (9lb./ft²) wind pressure.
- (2) Maximum Unloaded Initial Tension at -1 degree C not to exceed thirty five (35%) percent of ultimate tensile strength.
- (3) Maximum Unloaded Final Tension at -1 degree C not to exceed twenty five (25%) percent of ultimate tensile strength.

Temperature Range of Tables:

For temperature range from -1 degree C to 50 degree C in increments of 2 degree C.

Span Length Range of Tables - Bare Conductor:

For Dead-end Spans of lengths ranging from 50 m through 600 m:

- in 10-meter increments for spans from 50 meters through 200 meter;
- in 25-meter increments for spans from 200 meters through 600 meters.

Span Length Range of Tables - Low Voltage and Power Cables:

For Deadend Spans of lengths ranging from 20 meters through 150 meters: in 5-meter increments.

11. QUALIFIED MANUFACTURERS

- 11.1 A foreign or domestic manufacturer shall prove its qualification by attesting that he sold material, equipment or supplies of similar nature to that being proposed for at least the period of years and the quantities as required on the Certification Requirements for Material and Equipment. A foreign manufacturer shall prove

additionally that he sold material, equipment or supplies of similar nature to that being proposed in foreign transactions in each of the last three years and in all of which the buyer still express satisfaction with the performance of the goods.

11.2 The manufacturing experience requirement can be met as follows:

- a. The manufacturer has the required years of manufacturing the item and the required sales, or
- b. The manufacturer is a licensed manufacturer with the licensor controlling the design and quality of the output, and the licensor meets the experience and sales requirements.

11.3 The bidder shall include in his bid, and attach to his bid response, certification that the manufacturer of the proposed material or equipment has manufactured material and equipment the same as or similar to the material being offered over the periods designated below for items contained in the respectively noted Material Specification. The bidder shall also include for each certification a list of at least three (3) previous Procuring Entity outside the country of the manufacturer along with a description and the quantities of supplied material or equipment, same as or similar to that being offered, giving full names, addresses, phone and fax numbers of these Procuring Entities.

12. STANDARDS AND SPECIFICATIONS

The Technical Specifications contain references to standards and specifications relevant to the particular item. A listing of such standards and specifications have been compiled below but might be not complete:

INTERNATIONAL STANDARDS	
ACI 318	American Concrete Institute, Building Code Requirements for Reinforced Concrete.
AEIC CS5-82	Specification for thermoplastic and cross-linked polyethylene insulated shielded power cables rated 5 KV through 46 KV.
AEIC CS6-86	Specification for polyethylene propylene rubber insulated shielded power cable rated 5 KV through 46 KV.
AISC	American Institute of Steel Construction Specifications for the Design, Fabrication and Erection of Structural Steel for Buildings.
ANSI 05.1-1979	Specification and dimensions for wood poles.
ANSI 12.10-1987	American national standard for watt-hour meters.
ANSI/ASME B30.10-1982	Safety requirements for hooks.
ANSI/ASME B30.9-1984	American National Standards Institute, safety standard for slings.
ANSI/ASME B-94.52M-1984	Safety requirements for hacksaw blades.
ANSI/ASME B107.8-1984	Safety requirements for adjustable wrenches.
ANSI/ASME B107.11M-1983	Safety requirements for pliers, diagonal cutting and nippers, end cutting.

ANSI/ASME HST-2M-1983	Performance Standard for manually operated Chain Hoists.
ANSI/ASTM A153-82	Standard specification for zinc coating (hot-dip) on iron and steel hardware.
ANSI/ASTM B499-75 (1980)	Method for measurement of coating thickness by the magnetic method: Non-magnetic coatings on magnetic basis metals.
ANSI/ASTM D9-76E	American National Standard Definitions of Terms Relating to Timber.
ANSI/ASTM DI20-79A	Standard specification for rubber insulating gloves.
ANSI B1.1-1982	Unified inch screw threads, (UN and UNR thread form).
ANSI B18.2.1-1981	Square and hex bolts and screws, including square head bolts, hex cap screws and lag screws.
ANSI B18.2.2-1972	Square and hex nuts.
ANSI B18.5-1978	Round head bolts.
ANSI B18.21.1.-1972 (R1983)	Lock washers.
ANSI B94.11M-1979	American National Standards Institute, safety requirements for twist drills, straight shank and taper shank combination drills.
ANSI B107.1-1978	Safety requirements for hand socket wrench (inch).
ANSI B107.5-1978	Safety requirements for hand socket wrench (metric).
ANSI B107.10M-1982	Safety requirements for socket wrench, hand and attachment for hand (inch and metric).
ANSI B157.1-1978	Safety requirements for scales weighing devices and weighing systems.
ANSI B173.1-1982	Safety requirements for nail hammers.
ANSI B173.4-1979	Safety requirements for axes.
ANSI C12.1-1982	American National Standard code for electrical metering.
ANSI C12.7-1982	American National Standard requirements for watt-hour sockets.
ANSI C12.10-1982	American National Standard code for watt hour meters.
ANSI C12.11	American National Standard for Instrument metering purposes.
ANSI C29.1-1982	American National Standard for test methods for electrical power insulators.
ANSI C29.2-1983	American National Standard for insulators wet process porcelain and glass suspension type.
ANSI C29.3-1986	American National Standard for wet process porcelain insulators (spool type).
ANSI C29.5-1984	American National Standard for wet process porcelain insulators (low and medium voltage types).
ANSI C29.6-1977	American National Standard for wet process porcelain insulators (high voltage pin type).
ANSI C29.8-1980	American National Standard for wet process porcelain insulators (apparatus, cap and pin type).
ANSI C29.9-1983	American National Standard for wet process porcelain insulators (apparatus, post type).
ANSI C37.04	Rated structure for AC high voltage circuit breakers.
ANSI C37.06	Schedule of preferred ratings and related required capabilities for AC high voltage breakers.
ANSI C37.07	Interrupting capability factors for reclosing service for A.C. high voltage circuit breakers.
ANSI C37.09	AC High Voltage breakers
ANSI C37.30-1971	American National Standard definitions and requirements for high voltage air switches, insulator and buss supports.

ANSI C37.32-1972	American National Standard schedules of preferred ratings, manufacturing specifications and application guide for high voltage air switches, bus supports and switch accessories.
ANSI C37-34-1971	American National Standard test code for high voltage air switches.
ANSI C37.40-1981	IEEE Standard service conditions and definitions for high voltage fuses and distribution enclosed single pole air switches.
ANSI C37.41-1981	American Standard design tests for distribution cutouts and fuse links, secondary fuses, distribution enclosed single pole air switches, power fuses, fuse disconnecting switches and accessories.
ANSI C37.42-1981	American National Standard specifications for distribution cutout links.
ANSI C37.60-1979	IEEE Standard for automatic circuit reclosers for alternating current systems.
ANSI C37.66-1969	American National Standard requirements for oil filled capacitor switches for AC systems.
ANSI C39.1-1981	Requirements for electrical analog indicating instruments.
ANSI C39.2	Direct-acting electrical recording instruments (switchboard and portable types).
ANSI C57.12.00	Test code for liquid immersed, distribution, power and regulating transformers.
ANSI C57.12.20	Requirements for over head type distribution transformers 67,000 volts and below 500 KVA and smaller.
ANSI C57.12.30-1977	Requirements for Load-tap-changing transformer 230,000 volts and below.
ANSI C57.12.90	General requirements for dry type distribution and power transformers.
ANSI C57.13-1978	American National Standard requirements for instrument transformers.
ANSI C57.92	Guide loading oil immersed Power transformer.
ANSI C62.1-1981	IEEE Standard for surge arrestors for AC power circuits.
ANSI C62.2-1981	American National Standard Guide for the application of valve-type surge arrestors for alternating current system.
ANSI C62.11	Standard for Metal-Oxide Surge Arrester for AC Power Circuits.
ANSI C63.2-1980	American National Standard specifications for electromagnetic noise and field strength instrumentation, 10 KHz to 1 GHz.
ANSI C76.1-1976	IEEE general requirements and test procedures for outdoor apparatus bushings.
ANSI C76.2-1975	Dimensions and related requirements for outdoor apparatus and bushings.
ANSI C135.1-1979	American National Standard for galvanized steel bolts and nuts for overhead line construction.
ANSI C135.2-1979	American National Standard for threaded galvanized ferrous strand-eye anchor rods and nuts for overhead line construction.
ANSI C135.4-1979	American National Standard for galvanized ferrous eyebolts and nuts for overhead line construction.
ANSI C135.5-1979	American National Standard for galvanized ferrous eye nuts and eyelets for overhead line construction.
ANSI C135.14-1979	American National Standard for staples with rolled on slash points for overhead line construction.
ANSI C135.17-1979	American National Standard for galvanized ferrous bolt-type insulator pins with lead threads for overhead line construction.
ANSI C135.22-1979	American National Standard for galvanized ferrous pole-top insulator pins with lead threads for overhead line construction.

ANSI C135.31-1980	American National Standard for galvanized ferrous single and double upset spool insulator bolts for overhead line construction.
ANSI C136.6-1984	Reflector assemblies and metal head inter-changeability.
ANSI C136.10-1979	Inter-changeability of photo control device plug and mating receptacle used in roadway lighting equipment.
ANSI C136.12-1979	Selection of mercury lamps.
ANSI C136.13-1979	Metal brackets for wood poles.
ANSI/IEEE 18-1980	Standard for shunt power capacitors.
ANSI/UL 299-1984	Safety standard for dry chemical fire extinguisher.
ANSI Z87.1-1979	Practice for occupational and educational eye and face protection.
ANSI Z89.1-1981	Requirements for protective headwear for industrial workers.
ANSI Z308.1-1978	Minimum requirements for industrial unit type first aid kits.
ASTM A36-81A	Standard specification for structural steel.
ASTM A47-77	Standard specification for malleable iron castings.
ASTM A109-83	Standard specification for steel, carbon cold-rolled strip.
ASTM A111-66 (1980)	Standard specification for zinc coated (galvanized) "iron" telephone and telegraph line wire.
ASTM A165-80	Standard specification for electro-deposited coatings on cadmium or steel.
ASTM A197-79	Standard specification for cupola malleable iron.
ASTM A242-81	Standard specification for high-strength low-alloy structural steel.
ASTM A363-72 (1980)	Standard specification for zinc coated (galvanized) steel overhead ground wire strand.
ASTM A413-82	Standard specification for carbon steel.
ASTM A475-78	Standard specification for zinc-coated steel wire stranded.
ASTM A564-81	Standard specification for hot-rolled and cold-finished age-hardening stainless and heat-rendering steel bus, wire and shapes.
ASTM A510-82	Standard specification for general requirements for wire and coarse round wire, carbon steel.
ASTM A536-80	Standard specification for ductile iron castings.
ASTM A549-82	Standard specification for steel wire, carbon, cold heading quality, for wood screws.
ASTM A568-83	Standard specification for general requirements for steel, carbon and high strength low-alloy hot-rolled sheet.
ASTM A569-72 (R1979)	Standard specification for steel, carbon (0.15 maximum percent) hot-rolled sheet and strip, commercial quality.
ASTM A570-79	Standard specification for hot-rolled carbon steel sheet and strip, structural quality.
ASTM A575-81	Standard specification steel bars, carbon merchant quality, M-grade.
ASTM A576-81	Standard specification steel bars, carbon, hot wrought, special quality.
ASTM A635-81	Standard specification for hot-rolled carbon steel sheet and strip, commercial quality, heavy thickness coils (formerly plate).
ASTM A663-82	Standard specification for steel bars, carbon, merchant quality, mechanical properties.
ASTM A668-83	Standard specification for steel forgings, carbon and alloy, for general industrial use.

ASTM A675-82	Standard specification for steel bars, carbon, hot wrought, special quality, mechanical properties.
ASTM A705-80	Standard specification for age-hardening stainless and heat resistant steel forgings.
ASTM A24281	Standard specification for high strength low alloy structural steel.
ASTM B2-81	Standard specification for medium hard-drawn copper wire.
ASTM B3-74 (R-1980)	Standard specification for soft annealed copper wire.
ASTM B6-77 (1983)	Standard specification for zinc (slab zinc).
ASTM B8-81	Standard specification for concentric-lay-stranded copper conductors, hard, medium-hard or soft.
ASTM B99-81a	Standard specification for copper silicon alloy wire for general purposes.
ASTM B117-64	Method of salt spray (fog) testing.
ASTM B176-79	Standard specification for copper alloy die castings.
ASTM B193-78	Standard test method for resistivity of electrical conductor materials.
ASTM B221-85a	American National Standard for aluminum and aluminum alloy, extruded bars, rods, wire shapes and tubes.
ASTM B230-81	Standard specification for aluminum 1350-H-19 wire for electrical purposes.
ASTM B230-82	Standard specification for concentric-lay-stranded aluminum conductors, coated steel-reinforced (ACSR).
ASTM B230-82	Standard specification for aluminum 1350-H19 wire for electrical purposes.
ASTM B231-81	Standard specification for concentric-lay-stranded aluminum 1350 conductor.
ASTM B232	Standard Specification for concentric-lay-stranded aluminum conductors, coated steel-reinforced (ACSR).
ASTM B233-78	Standard specification for aluminum-alloy 1350 redrawn rod for electrical purposes.
ASTM B246-69 (R-1980)	Standard specification for tinned hard-drawn and medium hard-drawn copper wire for electrical purposes.
ASTM B317-83	Standard specification for aluminum-alloy extruded bar, rod, pipe and structural shapes for electrical purposes (bus conductor).
ASTM B396-83	Standard specification for aluminum alloy 5005 H-19 wire for electrical purposes.
ASTM B498-74 (R1979)	Standard specification for zinc-coated (galvanized) steel core wire for aluminum conductors, steel reinforced ACSR.
ASTM B531-78	Standard specification for aluminum alloy 5005 re-drawn rod for electrical purposes.
ASTM B557-84	Standard methods of tension testing wrought and cast aluminum and magnesium alloy products.
ASTM B584-85a	Standard specification for copper alloy sand castings for general purpose.
ASTM B597-83	Standard practice for heat treatment of aluminum alloys.
ASTM B609-81	Standard specification for aluminum 1350 round wire annealed and intermediate tempers, for electrical purposes.
ASTM B633-78	Standard specification for electro-deposited coatings of zinc on iron and steel.
ASTM B663-82	Standard specification for electro-deposited coatings of zinc or iron and steel.
ASTM B686-82	Standard specification for aluminum alloy castings, high strength.
ASTM D-117.66	Specifications of New Insulating Oil for transformer and Switch Gear

ASTM D470	Methods of testing crosslinked insulations and jackets for wire and cable.
ASTM-D877-84a	Standard test method for dielectric break-down voltage of insulating liquids using disk electrodes.
ASTM D1351	Standard specification for polyethylene insulation for electrical wire and cable.
ASTM-D1500-82	Standard test method for ASTM color of petroleum products.
ASTM D1816-84a	Standard test method of dielectric breakdown voltage of insulating oils petroleum origin using VDE electrodes.
ASTM D3487	Standard specification for mineral insulating oil used in electrical apparatus.
ASTM F711-83	Standard specification for fiberglass reinforced plastic (FRP) rod to be used in hot line maintenance tools.
ASTM F887-84 Vol. 10.03	Standard specifications for personal climbing equipment.
AWPA A2-85	Standard method for analysis of waterborne preservatives and fire retardent formulations.
AWPA A5-83	Standard methods for analysis of oil-borne preservatives.
AWPA A6-83	Determination of oil-type preservatives and water in wood.
AWPA A7-75	Standard wet ashing procedures for preparing wood for chemical analysis.
AWPA A9-86	Standard method for analysis of treated wood and treating solutions by x-ray.
AWPA A10-82	Analysis for CCA treating solutions and CCA treated wood by colorimetry.
AWPA A11-83	Analysis of treated wood and solutions by atomic absorption spectroscopy.
AWPA C1-84	All timber products-preservative treat by pressure processes.
AWPA C2-85	Lumber, timbers, bridge ties and mine ties-preservative treatment by pressure processes.
AWPA C4-81	Standard for preservative treatment of poles by pressure process.
AWPA C16-77	Wood used on farms: preservative treated by pressure process.
AWPA C25-85	Sawn crossarms-preservative treatment by pressure processes.
AWPA M2-83	Standard instructions for the inspection of preservative treatment of wood.
AWPA P5-85	Standard for water-borne preservatives.
AWPA P8-77	Standards for oil-borne preservatives.
AWPA P9-79	Standards for solvents for organic preservative systems.
AWPA M2-83	Standard instructions for the inspection of preservative treatment of wood.
AWS D1.1	American Welding Society, Structural Welding Code.
AWS D12.1	American Welding Society Recommended procedures for Welding, reinforcing Steel, Metal Inserts and Connections in Reinforced Concrete Constructions.
Federal Specification GGG-H-1426	Helmet, safety, electrical workers.
Federal Specification GGG-391a	Kits, first aid, burn treatment, snake bite and kit contents (unit type).
Federal Specification TT-W-571J	"Wood preservative: treatment practices".
Federal Supplementing Specification TT-W-571J	USADA forest service general technical report FPL-15-1977.
ICEA S-66-254	Cross-linked-thermosetting-polyethylene insulated wire and cable for the transmission and distribution of electric energy.

ICEA S-68-516	Polyethylene-propylene-rubber insulated wire and cable for the transmission and distribution of electrical energy.
IEC 51-2:1984	Part 2; Special requirements for ammeters and voltmeters.
IEC 51.3:1984	Part 3, special requirements for wattmeter and varmeter.
IEC 56:1987	High voltage alternating current circuit breakers.
IEC 70:1967	Power capacitors.
IEC 76-2:1976	Power transformers, temperature rise.
IEC 76-3:1980	Power transformers, insulation level and dielectric tests.
IEC 76-3-1:1987	Power transformers, insulation levels and dielectric tests. External clearances in air.
IEC 76-5:1976	Power transformers, ability to withstand short circuit.
IEC 99-4:1991	Metal oxide surge arresters without gaps for A.C. systems.
IEC 129:1984	Alternating current disconnectors and earthing switches.
IEC 137:184	Bushings for alternating voltage above 1000V.
IEC 156 (1963)	Method for the determination of the electric strength of insulating oils.
IEC 185:1987	Current transformers.
IEC 186:1987	Voltage transformers.
IEC 211:1966	Maximum demand indicators, class 1.0.
IEC 214:1989	On load tap changers.
IEC 227	Polyvinyl chloride insulated cables of rated voltage up to and including 450/750 volts.
IEC 258:1968	Direct acting recording electrical measuring instruments and their accessories.
IEC 265-1:1983	High-voltage switches for rated voltage above 1kV and less than 52kV.
IEC 265-2:1988	High-voltage switch for rated voltage of 52kV and above.
IEC 273:1990	Characteristics of indoor and outdoor post insulator for systems with nominal voltage greater than 1,000V.
IEC 282-2:1970	Expulsion and similar fuses.
IEC 296:1982	Specification for unused mineral insulating oils for transformers and switchgear.
IEC 376:1971	Specifications and acceptance of new sulphur hexafluoride.
IEC 383:1983	Tests on insulators of ceramic material or glass for overhead lines.
IEC 473:1974	Dimensions for panel mounted indicating and recording electrical measuring instruments.
IEC 514:1975	Acceptance inspection of class 2 alternating current watt-hour meters.
IEC 521:1988	Class 0.5 and 2 alternating current watt-hour meters.
IEC 540 (1982)	Test methods for insulation and sheaths of electric cable and cord.
IEC 541 (1976)	Comparative information on IEC and North American flexible cord types.
IEC 551:1987	Determination of transformer and reactor sound levels.
IEC 662:1980	High-pressure sodium vapor lamps.
IEC 720:1981	Characteristics of line post insulators.
IEC 743:1983	Terminology for tools and equipment to be used in line working.

IEC 832:1988	Insulating poles and universal tool attachments for line working.
IEC 871	Shunt capacitors for ac power systems having a rated voltage above 600V.
IEC 888:1987	Zinc-coated steel wires for standard conductor.
IEC 889:1987	Hard drawn aluminum wire for overhead line conductors.
IEC 903:1988	Specifications for gloves and mitts of insulating material for live work.
IEC 923:1988	Ballasts for discharge lamps. Performance requirements.
IEC 1024-1:1990	Protection of structures against lightning.
IEEE 48-1975	Standard test procedures and requirements for high-voltage alternating-current cable terminations.
IEEE 404-1986	Standards for cable joints for use with extruded dielectric cable rated 5,000 V through 46,000 V and cable joints for use with laminated dielectric cable rated at 2,500 V through 500,000 V.
ISO 3941-1977	Classification of fires.
ISO 5923-1984	Fire-protection-fire extinguishing media-carbon dioxide.
NEMA Pub. No. CC3-1973 (R1978)	EEL-NEMA Standards for connectors for use between aluminum or aluminum-copper overhead conductors.
NEMA Pub. No. PH6-1970	EEL-NEMA Standard for metal crossarm braces.
NEMA Pub No. PH10-1977	NEMA Standards for galvanized ferrous washers.
NEMA Pub No. PH11-1979	NEMA Standards for galvanized ferrous guy attachments, wrap and formal guy hooks, guy strain plates and pole eye plates.
NEMA Pub. No. PH20-1979	NEMA Standards for galvanized ferrous insulator clevis.
NEMA Pub No. PH23-1964	NEMA Standards for steel and malleable iron guy clamps.
NEMA Pub. No. PH25	Standard for Secondary Extension Brackets
NEMA Pub No. PH31-1977	NEMA Standards for galvanized ferrous single and double upset spool insulator bolts.
NEMA Pub No. PH107-1964 (R1981)	NEMA Standards publication - methods for radio influence voltage (RIV) of high voltage apparatus.
NEMA Pub No. SG-1.501	NEMA Standards publication - temperature rise test for power connectors.
NEMA Pub No. SG-1.502	NEMA Standards publication - resistance test for power connectors.
NEMA Pub No. SG6-1974	Part 32 - Schedules of preferred ratings, manufacturing specifications, and application guide for high voltage air switches, bus supports and switch accessories.
NEMA Pub No. SG14-1958	NEMA Standards publication - electrical connectors for copper conductors.
NEMA Pub. No. TT-1	National Electrical Manufactures association, Tapered Tubular Steel Structures.
NEMA Pub. No. WC7-1982	Cross-linked thermosetting polyethylene-insulated.
OSHA 29CFR	Safety and health regulation for construction section 1926.959, lineman body belts, safety straps and lanyards.
OSHA 1920.158	Requirements for portable fire suppression equipment, fire extinguisher.
PCI MNL-116	Prestressed Concrete Institute Manual for Quality Control for Plants and Production of Processor Pre-stressed Concrete Products.
REA Bulletin 43-5	List of materials acceptable for use on system of REA electrical borrowers.
REA Bulletin 44-4	Quality control and inspection of timber products.

REA Specification DT-58-1977	Specification for wood cross arms (solid and laminated), transmission timbers and pole keys.
REA Spec. No. DT-5B:	Specification for Wood Cross arms, transmission timber and Pole Keys.
REA Specification DT-5C (revision) 1982	Specification for wood poles, stubs, and anchor logs and preservative of those materials.
USAS C57.15-1968	USA Standard requirements terminology and text code for step voltage and induction voltage regulators.
USAS C68.1-1968	USA and IEEE Standard techniques for dielectric tests.
ANSI B27.1-1965	
ANSI C55.1	
ANSI C57.15	
NEMA TR1	
ASTM D-120	
ASTM F469-80	
ASTM F 496	
NEMA EI17-1968	
NEMA EI20-1975	
NEMA Pub. No. LA 1	
NEMA Pub. No. PH3-1977	
NEMA OD3-1977	
NEMA OD4-1977	

13. MATERIAL SPECIFICATIONS LISTING

Each item of material is described in a Material Specification which has a descriptive title and an assigned reference number. This reference number is cross referenced on the Bill of Quantities, which is a listing of each item of material, with quantities, that is to be provided by the Contractor.

The Material Specifications describe the detailed technical requirements of materials, supplies, and equipment to be furnished under this proposal.

The bidder must quote prices on the Material Schedule which include the cost of all accessory or auxiliary parts (mounting brackets, terminal connectors, spare parts, gauges, etc.) that are specified in the Material Specifications to be furnished with the item, even though such accessory or auxiliary parts may not be specially mentioned in the brief item description contained on the Material Schedule.

SECTION VI. FORMS

TABLE OF FORMS

FORM NUMBER	TOPIC	PAGE NUMBER
1	Bid	VI - 1
2	Bid Security	VI - 2
3	Power of Attorney	VI - 3
4	Letter of Authorization	VI - 3
5	Contract	VI - 5
6	Acknowledgement	VI - 8
7	Performance Security	VI - 8
8	Deviation Form	VI - 9
9	Acknowledgement Receipt	VI - 9

FORM 1: BID

Date: _____
Location: _____
Contract _____
No: _____

TO: Bid and Awards Committee
Nueva Ecija II Electric Cooperative, Inc.- Area-1
Calipahan, Talavera
3114 Nueva Ecija

Gentlemen:

Having examined the Bidding Documents including Addenda Nos. (Insert Numbers), the receipt of which is hereby duly acknowledged, we, the undersigned, offer to deliver (Description of materials) in conformity with the said Bid Documents for the sum of (Total Bid Amount in Words and Figures) or such other sums as may be ascertained in accordance with the Price Schedules attached herewith and made part of this bid.

We undertake, if our bid is accepted, to commence the delivery within (Number) days to complete the project of all the items specified in the Contract within the (Number) days to be calculated from the date of receipt of your Purchase Order.

If our bid is accepted we will post performance security in a sum not exceeding five percent (5%) of the Bid Price for the due performance of the Contract.

We agree to abide by this bid for a period of (Number) days from the date fixed for bid opening and it shall remain binding upon us and may be accepted at any time before the expiration of that period.

Until a formal contract is prepared and executed, this bid, together with your written acceptance thereof and your Notice of Award/Purchase Order, shall constitute a binding Contract between us.

We understand that you are not bound to accept the lowest or any bid you may receive.

Dated this day of , 20.

Signature

(In capacity of)

Duly authorized to sign bid for and on behalf
of _____.

FORM 2: BID SECURITY

WHEREAS, hereinafter called "the BIDDER" has submitted its bid dated _____ for the construction of _____ (hereinafter called "the BID").

KNOW ALL MEN BY THESE PRESENTS:

That, WE, of _____, having our registered office at _____ (hereinafter called "the BANK") are the bound unto _____ (hereinafter called "the COOPERATIVE") in the sum of _____ for which payment will truly to be made to the said COOPERATIVE, the Bank binds itself, its successors and assigns by these presents.

Sealed with the common seal of the said Bank this _____ day of _____, 20____.

THE CONDITIONS of this obligation are:

- 1) If the Bidder withdraws its Bid during the period of bid validity specified by the Bidder on the Bid Form; or
- 2) If the bidder, having been notified of the acceptance of its bid by the Cooperative during the period of validity:
 - a. fails or refuses to execute the Contract Form, if required; or
 - b. fails to refuses to furnish the Performance Security, in accordance with the Instructions to Bidders;

We undertake to pay to the Cooperative up to the above amount upon receipt of its first written demand, without the Cooperative having to substantiate it demand, provided that in this demand the Cooperative will note that the amount claimed by it is due to it owing to the occurrence of one or both of the two conditions, specifying the occurred condition or conditions.

This guarantee will remain in force up to and including thirty (30) days after the period of bid validity, and any demand in respect thereof should reach the Bank not later than the above date.

(Signature)

FORM 3: POWER OF ATTORNEY

KNOW ALL MEN BY THESE PRESENTS:

That we, _____, a company organized and existing under the laws of _____, having the principal office at _____ do hereby make, constitute, and appoint _____ our true and lawful attorneys-in-fact to act for us, on our behalf, and in name, by investing them with the following powers:

- 1) To make any proposal to and/or negotiate and execute the contract or any other agreement with (NEECO II Area-1), its representative and/or agents, if any, relating to the bid of the (Supply and Delivery of Materials)
- 2) To receive, accept and acknowledge any notice issued under the contract, any other agreement and/or any other proposal.
- 3) To do any and all acts and things and execute any and all instruments, certificates and agreement which they may deem necessary or advisable, or which may be required for or in connection with the execution of the said contract.

IN WITNESS WHEREOF, we have cause this POWER OF ATTORNEY to be executed in our name by our _____, _____ thereunto duly authorized, in _____ this day of _____, 20____.

(CORPORATION)

by: PRINTED NAME
POSITION/TITLE

FORM 4a: LETTER OF AUTHORIZATION FROM THE MANUFACTURER TO THE BIDDER

(Supply and Delivery of Materials)
INVITATION TO BID NO. NE-II-A1- 2022-04

To whom it may concern:

We, _____, a juridical person, organized and existing under the laws of _____ having its principal business office at _____ hereby authorizes _____ having its registered office at _____ to offer and supply our goods to the _____ Electric Coop., Inc.

This Letter of Authorization is effective from this _____ day of _____ 20__ and remains in full force until the completion of the contract.

(CORPORATION)

by: _____
PRINTED NAME

POSITION / TITLE

FORM 4b: LETTER OF AUTHORIZATION FROM THE BIDDER THE LOCAL AGENT

(Supply and Delivery of Materials)
INVITATION TO BID NO. NE-II-A1- 2022-04

To whom it may concern:

We, _____(company)_____, a juridical person, organized and existing under the laws of _____(country)_____ having its principal business office at _____(address)_____ hereby appoint _____(company)_____ having its registered office at _____(address)_____ as our local agent/representative. In particular, our local agent/representative is authorized to _____.

This Letter of Authorization is effective from this _____ day of _____ 20__ and remains in full force until the completion of the contract.

(CORPORATION)

by: _____
PRINTED NAME

POSITION / TITLE

FORM 5: CONTRACT

CONTRACT FOR THE Supply and Delivery of Materials

KNOW FOR ALL MEN BY THESE PRESENTS

This Contract entered into this ___th day of _____, 2022 at Nueva Ecija II Electric Cooperative, Inc. (NEECO II) Main Office, Brgy. Calipahan, Talavera, Nueva Ecija by and between:

The Nueva Ecija II Electric Cooperative, Inc. – Area I (NEECO II – AREA 1), a duly organized electric cooperative and existing under and by virtue of the laws of the Philippines, with principal office at Brgy. Calipahan, Talavera, Nueva Ecija, herein represented by its General Manager, Engr. Nelson M. Dela Cruz, herein referred to as the “COOPERATIVE”;

-and-

_____, an entity duly organized and existing under and by virtue of the laws of the Philippines, with principal office at _____, represented by its _____, _____ hereinafter referred to as the “CONTRACTOR”;

WITNESSETH

1. That, the COOPERATIVE, with Board Resolution No. _____, Series of 202_ conducted public bidding for _____ which was published in Philippine Daily Inquirer (PDI) on _____ and was posted in the official website of the cooperative;
2. That, Bid Opening last _____ was participated by _____;
3. That, the BAC, after careful review and evaluation on the bid offers, has awarded the _____ to _____ with corresponding contract price:
4. That, as per recommendation of the BAC which was duly approved by the Board of Directors under Board Resolution No. _____ dated _____, the COOPERATIVE awards the _____ to _____ with bid offer amounting to _____;

NOWHEREFORE, for and in consideration of the foregoing premises the parties hereto agree and contract as follows:

- 1) A copy of bid documents and the Invitation for Bid No. NE-II-A1-2022-04, authority of signing official, electrification schedule, project organizational chart, manpower schedule, equipment utilization schedule of all equipment and machineries which shall be used exclusively for the project, bid summary/ Contractor’s bid price offered, detailed estimation of materials, notice of award, notice to proceed, performance security, and other documents establishing the eligibility of the Contractor, are hereto attached and made an integral part of this contract;
- 2) The CONTRACTOR agrees and binds itself to fully and faithfully provide for its accounts all provisions necessary in the completion of Supply and Delivery of Materials within ___ Calendar Days including the testing and commissioning, commencing on the date of issuance of Notice to Proceed and the turn- over

- of the project;
- 3) The CONTRACTOR shall post a **Performance Security Bond** in the amount of _____, **equivalent to 5% of the Contractor's Bid Price** which is to be returned to the Contractor after testing and commissioning of the project and not later than thirty (30) days following the date of the issuance of the Certificate of Completion of the Contractor's Performance under the Contract
 - 4) In the event of a delay in work caused by fortuitous events or force majeure, the CONTRACTOR may request for an extension of time, in writing, within three (3) days following the occurrence of the cause of delay. The grant of extension, which shall also be in writing, may not be unreasonably withheld. It shall be understood that the approval of the request for extension of time shall not be construed as to automatically entitle the CONTRACTOR to a cost adjustment;
 - 5) The CONTRACTOR shall exert its best efforts to execute its obligations under the contract in accordance to all the documents made to form part of this contract;
 - 6) The contract price shall be _____ broken down as shown in the bid form of the CONTRACTOR. The required down payment, if any, shall be made upon the written request of the Contractor, and after the Contractor's mobilization of materials. The balance shall be by progress payments based on the estimated amount of work satisfactorily completed by the CONTRACTOR and accepted by the COOPERATIVE for every progress billing in accordance with the General Conditions of the Contract;
 - 7) Time is an essential feature of this contract in the event that the CONTRACTOR fails to complete the _____ within the stipulated time inclusive of any granted extension of time, the CONTRACTOR shall pay the COOPERATIVE, as liquidated damages for its calendar day of delay, an amount equivalent to be computed in accordance with the General Conditions of the Contract;
 - 8) The CONTRACTOR shall guarantee the quality of all materials it will supply, deliver and use in the _____ and shall make good all defect/s attributable to the quality of materials and workmanship which may be discovered within one (1) year reckoned from the date of issuance of certificate of completion;
 - 9) Equipment/Materials which are the subject matter of this Contract, or are in any way used in the performance or execution of this contract may be inspected and tested at all reasonable times and places, either before, during or after manufacture by the COOPERATIVE at its discretion. If inspection and tests are made on the premises of CONTRACTOR or CONTRACTOR's sub-contractor, the CONTRACTOR shall furnish without additional charge all reasonable facilities and assistance for the safe and convenient inspection and test required by at least a minimum of two (2) Cooperative representatives in the performance of their duty. No shipments shall be made without prior inspection or waiver of inspection issued by the Cooperative;
 - 10) The COOPERATIVE or its authorized representative shall be entitled at all reasonable times to witness and conduct standard association tests, standard factory inspection and/or other tests specifies herein. The CONTRACTOR shall provide reasonable copies of witnessed test result to COOPERATIVE, if required;
 - 11) The Cooperative shall, upon the written request of the Contractor, and after the Contractor's mobilization of materials, may be allowed to make a **DOWN PAYMENT** equivalent to **15% of the contract price**. The balance from the Contract Price shall be paid by the Coop thru progress billings based on the estimated work satisfactorily completed by the Contractor and accepted by the Cooperative for every progress billing;
 - 12) In the event that the Contractor fails to complete the infrastructure projects within the stipulated time inclusive of the granted extension of time, if any, the Contractor shall pay the Cooperative, as **Liquidated Damages** for its calendar day of delay, an amount equal to 1/10 of 1% (.01%) of the cost of the unperformed portion of the contract, for every day of delay. Once the cumulative amount of liquidated damages reaches ten percent (10%) of the amount of the contract, the contract shall be rescinded without prejudice to other courses of action and remedies to be undertaken.
 - 13) Progress payments/ billings are subject to ten percent (10%) **retention** of the billings to answer for any uncorrected/discovered defects and third party liabilities and may be released within sixty (60) days after the issuance of Certificate of Final Inspection and Acceptance and all the discovered defects in the project has been corrected and in exchange thereof, shall post a **Guarantee Bond equivalent to five percent (5%) of the Contract Price**;

- 14) The Contractor shall issue a Guarantee Bond in the form of Manager's Check in conformity with the general conditions of the contract, equivalent to Five Percent (5%) of the contract price to serve as warranty against defective works and materials for a period of two (2) years reckoned from the date of Final Inspection and Acceptance. The Guarantee Bond shall be released at the end of the guarantee period provided there are no pending reservations for its release. Thereafter, the Contractor is relieved of all obligations under the Contract;
- 15) The CONTRACTOR obligates to comply with the provisions of the existing laws, executive and administrative orders and rules and regulations issued or to be issued pertinent to the CONSTRUCTION OF THE PROJECTS;
- 16) The COOPERATIVE shall have the rights to automatically terminate the contract in the event that the CONTRACTOR incurs unjustified delays;
- 17) In case of litigation arising out of this contract, the parties hereto agree that its venue shall be in the proper court in Nueva Ecija, under the laws of the Philippines.

IN WITNESS WHEREOF, the parties have hereunto signed this contract on the date and place first above written.

NUEVA ECIJA II ELECTRIC COOPERATIVE,
INC.- Area 1 (NEECO II-AREA 1)

By:

By:

ENGR. NELSON M. DELA CRUZ
General Manager

ACKNOWLEDGEMENT

REPUBLIC OF THE PHILIPPINES }
Municipality of Talavera } S.S.
Province Of Nueva Ecija }

BEFORE ME, a Notary Public within and for _____, Philippines, this _____ day of _____, 202_, personally appeared ENGR. NELSON M. DELA CRUZ, and _____, exhibiting their valid identification cards, all known to me as the same persons who executed the foregoing instrument and each of them acknowledged to me that the same is their free act and deed as well as free act and deed of the Cooperative/Corporation which they respectively represent.

This Contract is consisting of five (5) pages including the page, on which this Acknowledgement is written, with each and every page duly signed by the parties and their instrumental witnesses.

WITNESS MY HAND AND SEAL on the date and place above written.

Notary Public

Doc. No.; _____
Page No.; _____
Book No.; _____
Series of 2018

FORM 7: PERFORMANCE SECURITY

TO: (Name of COOPERATIVE)

WHEREAS, _____ (Name of Contractor) hereinafter called "the CONTRACTOR" has undertaken, in pursuance of Contract No. dated _____, 20__ to construct (Description of Project) hereinafter called "the CONTRACT";

AND WHEREAS it has been stipulated by you in the said contract that the CONTRACTOR shall furnish you with a Bank Guarantee by recognized bank for the sum specified therein as a security for compliance with the CONTRACTOR's performance obligations in accordance with the Contract;

AND WHEREAS we have agreed to give the CONTRACTOR a Guarantee;

THEREFORE WE hereby affirm that we are Guarantors and responsible to you, on behalf of the CONTRACTOR, up to a total of (Amount of the Guarantee in words and figures) and we undertake to pay you, upon your first written demand declaring the CONTRACTOR to be in default under the Contract and without cavil or argument, any sum of sums within the limits of (Amount of Guarantee) as aforesaid, without your needing to prove or to show grounds or reasons for your demand or the sum specified therein.

This guarantee is valid until the day of , 202_.

Signature and seal of the Guarantors

FORM 8: DEVIATIONS

Reference to the Specifications	Requirements of Specifications	Detailed Description of the Deviations from the Specifications

FORM 9: ACKNOWLEDGEMENT RECEIPT

BACKGROUND

As the results of the innovative of NEECO II-Area 1's procurement process and policy, the Bids and Awards Committee (BAC), releases copies of bidding documents in soft copy through electronic data.

BIDDER'S INFORMATION

(Bidder/Company Name), an entity duly organized and existing under and by virtue of the laws of the Republic of the Philippines, with office address at (Bidder/Company Address), represented by its (Name of Bidder's Representative and designation) hereinafter referred to as the "BIDDER"

ACCEPTANCE OF BIDDING DOCUMENTS

That we, (Bidder/Company Name) hereby confirm the receipt of the copy of bidding documents for the Supply and Delivery of Materials in soft copy form.

Whereby, in cases of any inconsistency or discrepancy on the contents of bidding documents between the copy of the Bidders and the original copy secured from NEECO II-Area 1, the contents of the original copy shall prevail.

CONFORME:

(Printed Name & Signature of Duly Authorized Representative)

DATE: _____

SECTION VII. TECHNICAL SPECIFICATION

TABLE OF CLAUSES

CLAUSE NUMBER	TOPIC	PAGE NUMBER
VII.1	<u>Conductor, Bare, ACSR</u>	VII-1
VII.2	<u>Distribution Transformer</u>	VII-2
VII.3	<u>Steel Pole</u>	VII-4
VII.4	<u>Concrete Pole</u>	VII-12

VII.1. CONDUCTOR, BARE, ACSR

VII.1.1. STEEL CORE

VII.1.1.1. Materials

The steel wire shall be fabricated from steel obtained by the open-hearth, electric furnace, of basic oxygen process and conforms to the chemical composition specified in Section 3 of ASTM B498.

VII.1.1.2. Testing

The steel wire shall be tested in accordance with Section 5,6 and 10 of ASTM B498 (2).

VII.1.1.3. Corrosion Protection

The steel wire shall be coated with zinc to Class A requirements with coating weight described in Table 4 of ASTM B498 (2).

Additional protection for ACSR conductor against corrosion of the steel core shall be provided by use of a suitable corrosion, grease or oil.

VII.1.2. ALUMINUM WIRES

VII.1.2.1. Material

The round aluminum wire shall be drawn from rods that conform to the chemical requirements of Table 2, ASTM B230 (3).

VII.1.2.2. Testing

The aluminum wire shall have tensile strengths depending on temper as shown in Table 1 of ASTM B233 (4).

VII.1.2.3. Resistivity

The electrical resistivity limits and values of the aluminum rods are presented in Table 4 of ASTM B230 (3).

VII.1.2.4. General

Aluminum wire used shall meet the requirements of ASTM B230 (3).

VII.1.3. FINISH

The conductor shall be free of imperfection, sharp protrusions and blemishes not consistent with good commercial practice.

VII.1.4. TEST & INSPECTION

NEECO II AREA-1 reserves the right to witness factory tests and inspection and shall request tests reports. The manufacturer shall also conduct conductor reel tests and inspections and submit test reports before shipment to verify that the

reels and lagging comply with the requirements of this Standard. NEECO II AREA-1 shall also have the prerogative to inspect conductor reels at any time to ensure compliance of this standard. Non-conforming reels and lagging are unacceptable. Testing costs must be shouldered by the Supplier and/or Bidder.

VII.1.5. OTHER STANDARDS

The dimensional and performance requirements of bare ACSR conductors, based on other internationally recognized standards, are acceptable only if the requirements quoted in this document.

VII.2. DISTRIBUTION TRANSFORMER

VII.2.1. TRANSFORMER TYPES

This specification covers the requirements for Conventional type transformers. Conventional transformers include attached primary arrester, primary fuse and appropriate secondary over-loaded and short circuit protection.

VII.2.2. RATINGS

VII.2.2.1. Nominal Ratings

HV Winding = 7620 Volts
LV Winding = 240 Volts

VII.2.2.2. Basic Insulation Level (BIL)

HV Winding = 95 kV
LV Winding = 30 kV

VII.2.2.3. Operating Frequency = 60 Hertz

Transformers shall be guaranteed to have the following impedances:

Size (KVA)	% Impedance	Tolerance
10 – 75	2.0	+/- 10%
100 – 250	3.0	+/- 7.5%
333 – 500	3.5	+/- 7.5%

VII.2.2.4. Ambient air temperature is 30 degrees centigrade. Average winding temperature rise above ambient shall not exceed 65 degrees centigrade when measured by the resistance method. The hottest spot temperature rise of the winding shall not exceed 85 degrees centigrade over ambient. Temperature rise of the insulating liquid shall not exceed 65 degrees centigrade above ambient when measured near the tap of the tank. Temperature limits shall not be exceeded when the transformer is operated at rated KVA output and rated secondary voltage for twenty-four (24) hours.

VII.2.2.5. Transformers with losses exceeding the following limits are not acceptable and will be automatically rejected.

SILICON STEEL CORE		
KVA Rating	No-Load Losses	Load Losses (Watts)

	(Watts)	
10	36	120
15	50	195
25	80	290
37.5	105	360
50	135	500
75	190	650
100	210	850

VII.2.2.6. Transformer polarity shall be additive/subtractive

VII.2.2.7. Audible Sound Level

Transformers shall be designed so that, the average sound level does not exceed the following levels or they will automatically rejected.

KVA Ratings	Average Sound Level (Decibels)
50 and below	48
75 - 100	51
167 to 250	55

VII.2.2.8. Transformer shall be designed in accordance with the latest revisions of ANSI Standards C57, 12.00 and C57, 12.20.

The nameplate shall be made of stainless steel and shall have engraved letters filled with black enamel. Nameplate information must include, but is not limited to the following:

- Serial Number
- Class
- Number of Phases
- Frequency
- Voltage Rating
- KVA ratings
- Design Ambient Temperature
- Temperature rise, degrees C
- Polarity
- Percent Impedance
- Total weight (in Kg)
- Connection Diagram
- Name of Manufacturer
- Installation and operating instructions reference manuals
- The word "Transformer"
- Type of insulating liquid (generic name preferred)
- Conductor material of each winding

VII.3. STEEL POLE

VII.3.1. MATERIAL

Steel poles shall be fabricated from structural quality hot rolled steel, which conform to ASTM A570-79, "Standard Specification for Hot rolled Carbon Steel and Strip, Structural Quality." Steel pole processing shall comply with ISO 9001 standard.

VII.3.2. WELDING DRILLING AND PUNCHING

All welding, drilling and punching shall be completed prior to applying the galvanizing. Care shall be taken to clean all fillings and weld splatters from the pole surface prior to finishing. The weld shall have 60 percent fusion in welds between plates having thickness of 3/8 inch or less and 80 percent where plate thickness is greater than 3/8 inch. No cracking, undercutting of weld metal or weld blowholes shall be permitted.

VII.3.3. FINISHING

The pole shall be cleaned of scale, rust, oil, paint and other surface contaminants and then rinsed in an alkaline cleaning bath. The steel shall then be bathed in a diluted acid (sulfuric or hydrochloric) bath for at least five minutes. Just prior to galvanizing, the acid cleaned steel shall be immersed in a flux solution of 30% zinc ammonium chloride with wetting agents and maintained at 65 deg. C until galvanizing is completed. Steel poles shall be hot dip galvanized in accordance with ANSI/ASTM A153-82, Standard Specification for Zinc Coating (Hot Dip) on Iron and Steel Hardware. This standard requires a minimum zinc coating of 610 grams/sq. m. The coating shall be continuous, smooth, reasonably uniform in thickness and free of blemishes and other imperfections, which are inconsistent with commercial practice. Galvanized articles shall be free from coated areas, blisters, flux deposits, acid and blocks spots, and dross inclusion. Lumps, projection, globules, or heavy deposits of zinc, which will interfere with the intended use of the material, will not be permitted. All holes shall be clean and reasonably free from excess zinc.

VII.3.4. DIMENSION

The poles are specified in accordance with the ANSI Standard for classification of steel poles, that is by the length and strength class. The first number is the overall length in feet and the second number is the designation of the strength class. A 35 foot pole with strength classification of 5 is abbreviated 35/5. The diameter of the pole at the ground line shall be similar to an equivalent wood pole of that height and class to assure that the earth surrounding the pole will provide the necessary resistance to develop the strength of the pole.

TABLE 1						
Size/Height (ft.)	Thickness (mm)	Tip Diameter (mm)	Butt Diameter (mm)	Design Load (kgs)	Yield Stress (MPA)	Zinc Coating (microns)
30'	3.00	127	226	500	345	86
35'	3.00	127	248	500	345	86
40'	3.00	127	317	500	345	86

Dimensional tolerance from that shown on the attached Table 2 shall be as follows:

Length	+3.0" - 0.0"
Diameter	+/- 0.25"
Brand marking	+/- 2.0"
Bolt Hole or Insert Spacing	+/- 0.125"
Bolt Hole Location from Top of the Pole	+/- 0.125"

VII.3.5. STRENGTH

The strength of the pole is specified as a force acting 90 degrees to the centerline of the pole at a point two feet from the top of the pole. The amount of force in pounds that each classification must be able to withstand without damaged is shown on Table 1.

VII.3.6. MARKINGS

Each steel pole shall be identified by the supplier by stamping into the pole, prior to coating, with letters not less than 1/2" high squarely on the face of the pole at ten (10) feet from the butt of the pole. The following information shall be stamped into the pole:

- Contractor's name
- Month and year of manufacture
- Length of pole
- Class of pole
- Type of pole
- Type of coating
- Pole production or serial number

The marks shall be legible after application of the protective coating. The contractor shall conduct factory test to verify that the pole comply with the requirements of this standard. The contractor is required to furnish NEECO II AREA-1 a copy of all test report. The galvanizing shall be tested in accordance with ASTM Standard A 123-89.

VII.3.7. REPORT

For conducted at source the contractor in coordination shall prepare the test with the witnessing inspection engineer or test engineer.

The following test data shall be collected and recorded in accordance with the attached format:

Contractor's serial number of the test pole sample
Pole class
Date manufactured
Date tested
Pole dimension
Load, including point of failure
Deflection
Recovery
Galvanizing thickness measured at ground line, pole butt and Pole top


VII.3.8. HARDWARE INCLUDED WITH POLES

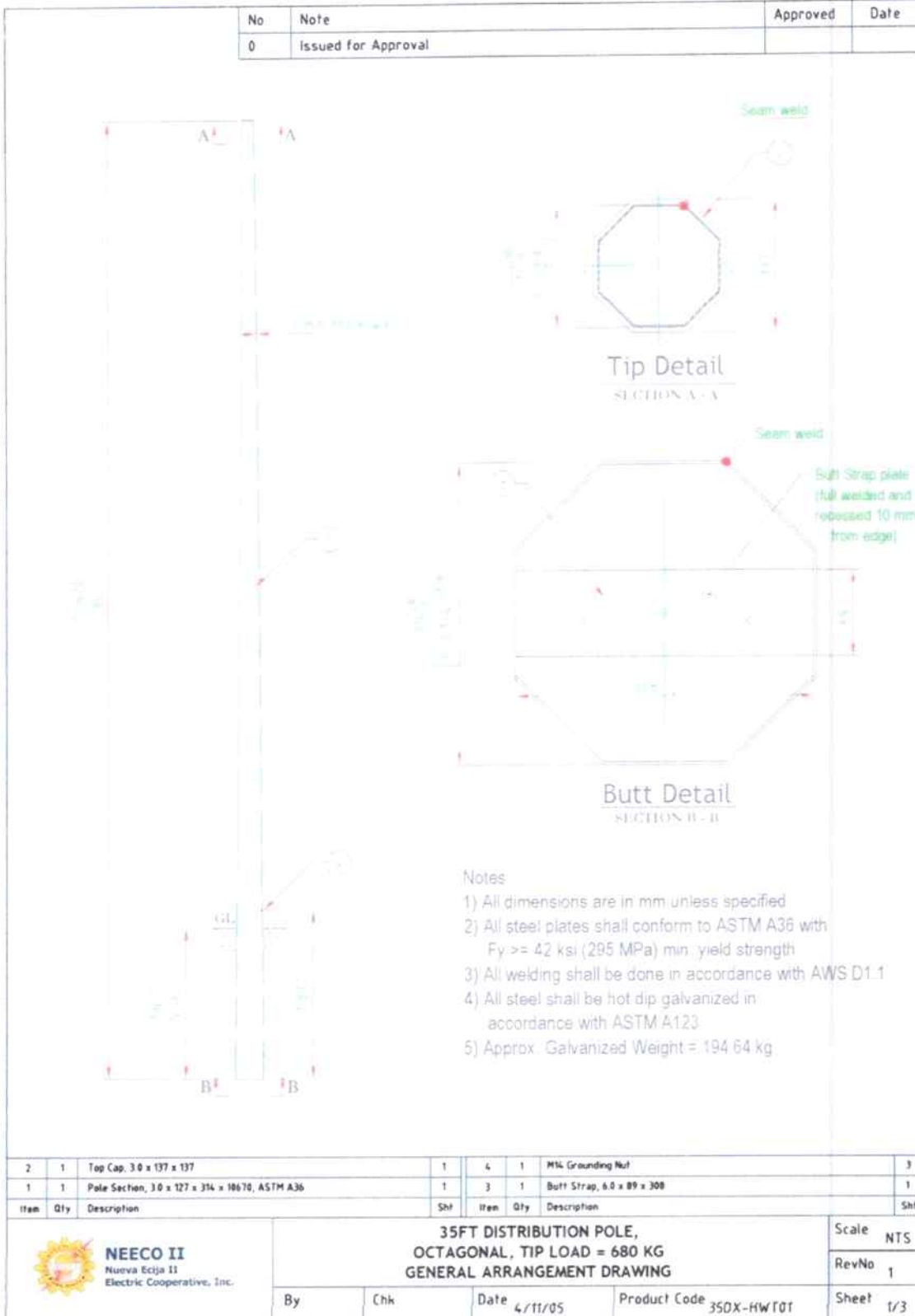
Ladder clips
Pole Gains
Rivnuts
Pole roof
Pole butt cover
Ground line pole protection
Ladder clip bolts for rivnuts


Galvanizing patching material, either zincs rich paints or metallizing materials

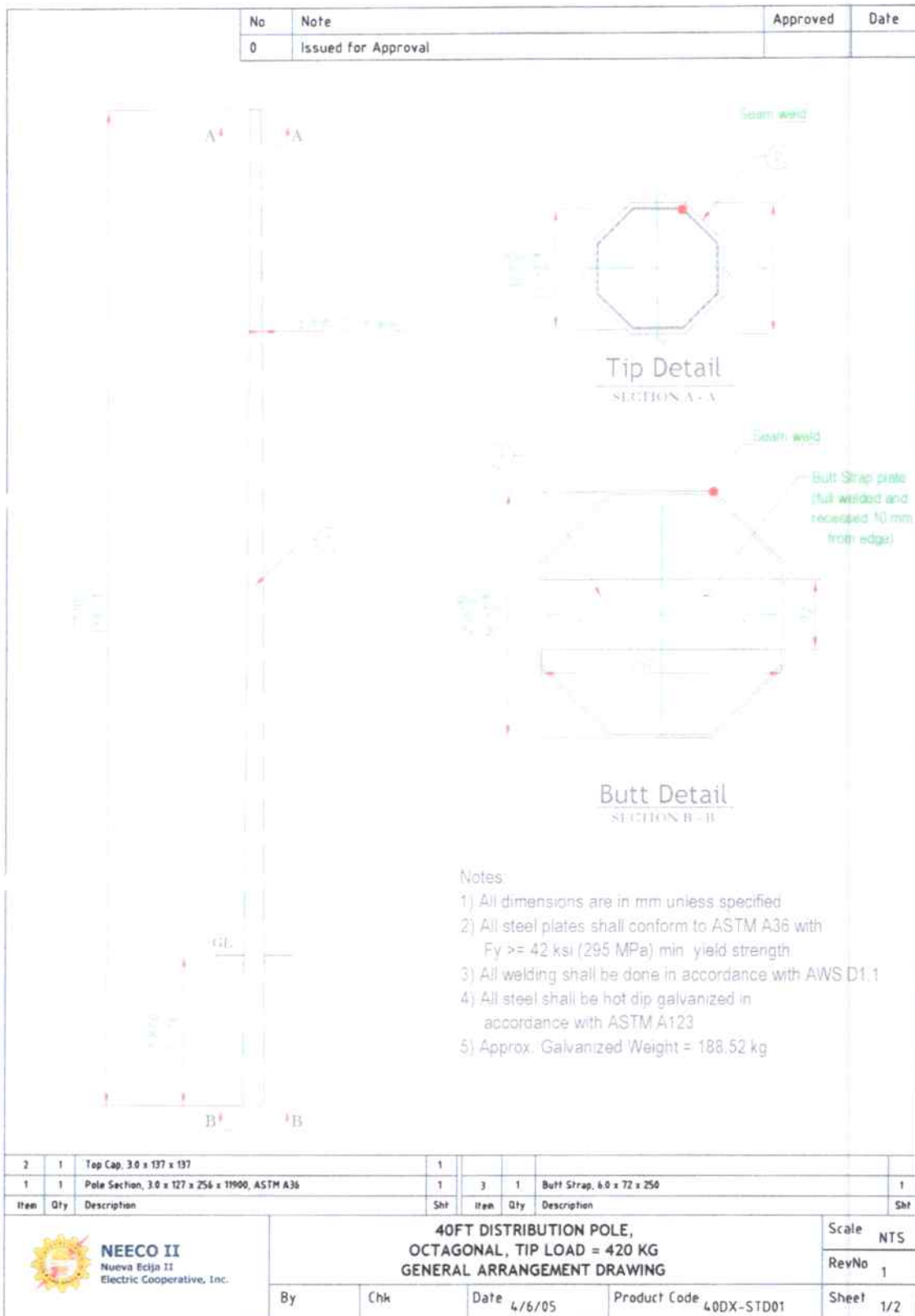
TABLE 2


POLE STRENGTH AND GROUND LINES DIMENSION	
Pole Length/Class	Strength Requirements
30/2	3,000
35/2	3,000
40/2	3,000





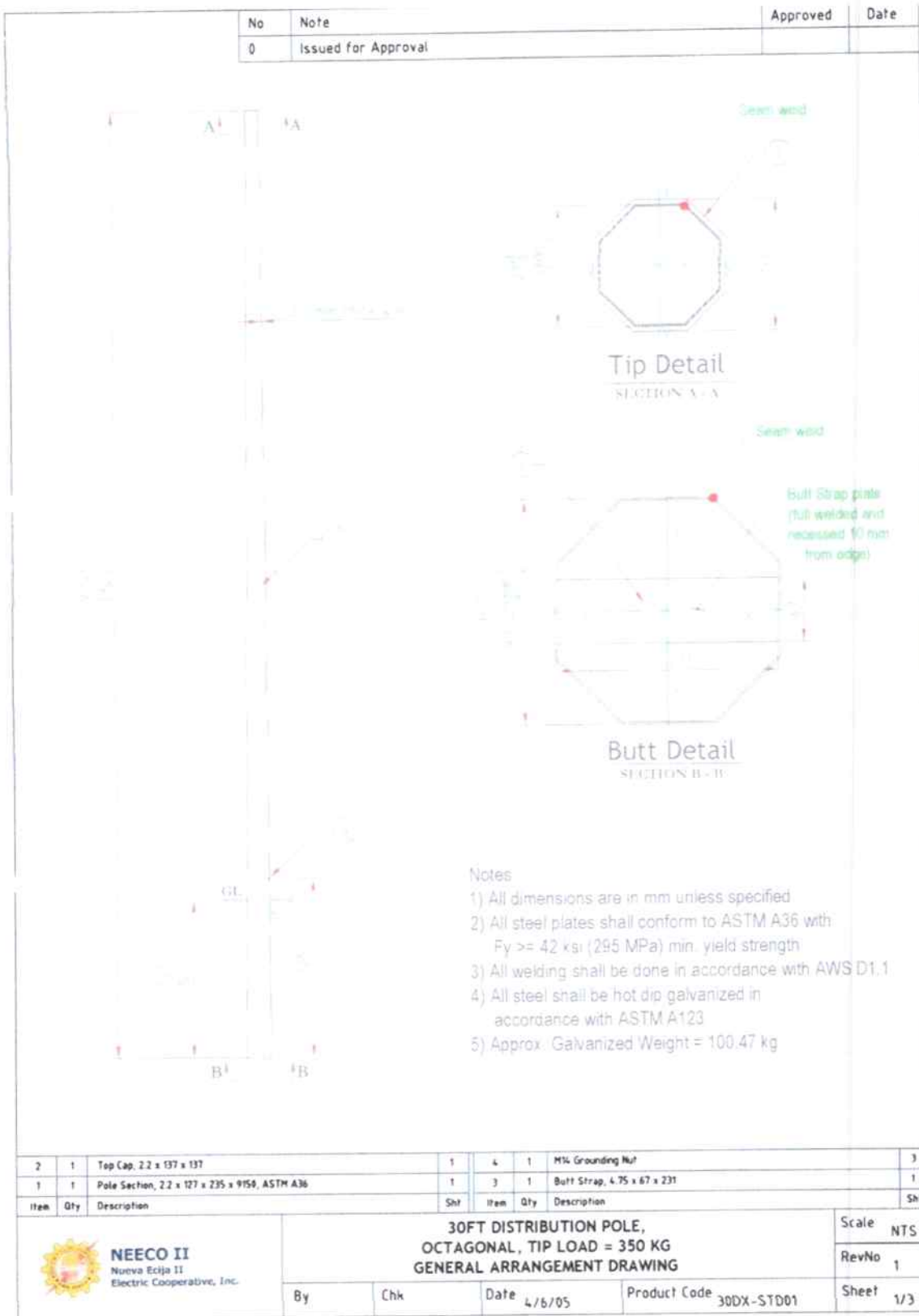












VII.4. CONCRETE POLE

VII.4.1. Materials

The poles may be of pre-stressed concrete that will provide a minimum of 30 years of usable life in service here in the Philippines. Concrete pole processing shall comply with ISO 9001 standard Certification.

The following specification, standard and codes apply:

- A. American Concrete Institute (ACI) -318 -- Building Code Requirements for Reinforced Concrete.
- B. American Welding Society (AWS) - D12.1 -- Recommended Procedures for Welding, Reinforce Steel, Metal Inserts and Connections in reinforced concrete construction.
- C. National Electrical Safety Code (NESC) -- Guideline for loading requirements and grade of construction.
- D. Prestressed Concrete Institute MNL- 116 -- Manual for Quality Control for Plants and Production of Processor Prestressed Concrete Products Processing shall comply with ISO 9001 standard.

VII.4.2. Finished

Finishes to the concrete surfaces shall be as follows:

- A. Finish to static and centrifugal castings shall have a smooth finish with no cracks. Immediately after the screening has been completed, the excess mortar and water is removed. The top surface of the product shall be troweled smooth and the edges shall be tooled. The top surface of each product shall be troweled until all projections, depressions and irregularities have been removed and the entire surface has a smooth texture with neat lines. Square corners and sharp edges shall be tooled to form smooth chamfered corners. The Vendor's identification plate shall be attached to the product prior to the concrete curing.

After the product is removed from the form, all small cavities caused by air bubbles, honeycomb spots or other small voids shall be cleaned, saturated with water and then carefully pointed with mortar. A small cavity is defined as not exceeding 2" long and shall be repaired by opening the cavity sides on a 1 to 1 slope with a mechanical grinder, cleaning thoroughly and patching with an epoxy-aggregate mixture that will blend with the concrete. Apply mixture in accordance with manufacturer's specifications.

Products with cavities larger than 2" long shall be rejected.

- B. Sealing Steel Strands - The end of each of the steel reinforcing strands in the top and butt shall be burned back and sealed with an epoxy protective coating.

VII.4.3. DIMENSION

- A. The poles have been specified in accordance with the ANSI convention for classification of wood poles that is by length and strength class. The first number is the overall length in feet and the second number is the designation of the strength class. A 35-ft pole with a strength classification of 5 would be abbreviated as 35-5. The size of the pole at the ground line should be similar or larger than for that class of a wood pole to assure that the earth surrounding the pole will provide the necessary resistance to develop the strength of the pole. The ground line circumference is shown on Table 3.
- B. Dimensional tolerance form that shown on the drawing shall be as follows:
- Length + 3" - 0"
 - Width and depth or diameter $\pm 1/16$ "
 - Brand or Mark ± 2 "
 - Camber $\pm 1/8$ " for each ten (10) feet of length
 - Gain $\pm 1/4$ "
 - Bolt hole or insert spacing $\pm 1/8$ "
 - Bolt hole location from top of pole $\pm 1/8$ "

VII.4.4. STRENGTH

For the purposes of this specification, the strength of the pole is specified as a force acting at 90 degrees to the center line of the pole at a point two feet from the top of the pole. The amount of force in pounds that each classification must be able to withstand without damage is shown on Table 3.

VII.4.5. FRAMING (HOLES)

With wood poles necessary holes for guying, transformers, etc. can be easily added in the field. It is not as easy to add holes when using concrete poles, nor does the normal climbing tools suffice. Included as Figures 1 through 2 are hole guides detailing the required holes and the gain for 25, 30, 35, 40 and 45 foot concrete poles. The holes are to be preformed by using inserts during casting of the pole.

Embedded items - Sleeves, sockets, inserts or other embedded items shall be accurately set in, the molds and secured to prevent movement during concrete placing and spinning process. Particular care shall be used to insure proper cover on all embedded items.

Poles length in feet and strength classification.

TABLE 3				
SIZE/CLASS	TOP DIAMETER (mm)	BOTTOM DIAMETER (mm)	MINIMUM BREAK LOAD (kgs)	WEIGHT (kgs)
30FT, ROUND 9.0M / 7A	201	310	500	740
30FT, ROUND (9.0M / CLASS 3)	238	373	1,400	920
35FT, ROUND (10.5M / CLASS 3)	238	362	1,400	1050
40FT, ROUND (12.0M / CLASS 3)	238	380	1,400	1230

Pole strength designated as a force in pounds acting at right angles to the centerline of the pole at a point two feet below the top of the pole and is applicable to both axes of the pole cross section.

VII.4.6. MARKINGS

- A. Each concrete pole shall be identified with a Vendor's Identification Plate approximately, 4" x 4" x 1/4" with the following stamped into the plate with letters not less than 1/2" high and the bottom of the plate shall be placed squarely on the face of the pole and at 10' from the butt of poles.
- Vendor's name',
 - Month and. year of manufacturer
 - Length of pole
 - Class of pole
 - Pole number
- B. The Vendor's Identification Plate shall be fabricated from a non-corrosive, non staining metal such as Bronze, Brass or 6061 T6 Aluminum. The plate shall have suitable anchor or anchors welded to the back of the plate to permit bond to the pole.

VII.4.7. HANDLING

The poles must have sufficient strength and ability to withstand inertial loading so that it will not be damaged under the following conditions:

- A. With the pole horizontal, picking it up with a single, point, lift and
- B. Transport on a small trailer, without a special cradle and using one of the poles for towing the trailer for long distances on any of the Philippine roads and
- C. Unloading a pole by sliding the pole endways off of a truck bed, allowing it to tip down and then drop to the ground or shoulder of the road bed and
- D. Unloading a pole by rolling it off the side of a truck bed, down a ramp, with one foot of rise in two foot of run, onto the Coop's pole storage which may be the ground.

VII.4.8. INSPECTION AND TESTING

The manufacturer shall conduct factory tests to verify that the poles comply with the requirements of this standard. NEA reserves the right to witness ANY OR ALL factory tests and the Supplier shall notify NEA 15 days before each test is to be conducted, The Supplier is to furnish NEA a copy of all test reports. NEA expects to commission an internationally recognized third party, independent inspection and/or testing agency for independent inspection and/or testing at the factory, prior to shipping or after receipt of the poles in the Philippines. Any pole that fails an inspection is automatically rejected. It may be resubmitted for inspection, if the reason it failed inspection is of a correctable nature and it has been corrected. Any pole that fails a test is automatically rejected and additional poles from that lot must be tested in accordance with the testing schedule shown on Schedule 1.

Appendix "A" Test Procedure for Pre-Stressed Concrete Pole and Appendix "B" Guidelines for Rejection/Acceptance of Pre-stressed Concrete Pole.

VII.4.9. GENERAL INFORMATION

The bidder is to supply with the proposal:

- A. General dimension and weight of the poles by length and class.
- B. The total ground line ultimate moment and the ultimate moment capacity needed and furnished at each ten (10) feet section of the pole or at a point where reinforcing steel continuity is changed.
- C. Maximum deflection at top of structure for loading cases as specified in the Engineer's Loading Diagrams.

VII.4.10. REPORTS

The pole supplier shall furnish the Engineer with the following certified reports:

- A. Pole Strength Test Report -Complete report on pole strength test, certified by independent testing laboratory, showing that proposed pole design complies with strength requirements, complete design computations showing section properties, stresses and expected resisting moments.
- B. Concrete Test Reports - Five representative cylinders of each day pour shall be taken and tested in conformance with ASTM C31 and ASTM C29.

Testing of cylinders shall be done as follows:

- One at release of pre-stressing force
- One at three days
- One at seven days
- One at twenty-eight days
- One spare

- C. Steel Mill Reports - Certified mill reports of pre-stressing strands.

VII.4.11. OTHER STANDARDS

The dimensional and performance requirements of poles based on other internationally recognized standards are acceptable only if the requirements of such standards are equivalent to or exceed the requirements quoted in this document.

SCHEDULE 1

TESTING SCHEDULE

One pole out of every lot of 25 poles shall be tested to 50 percent of its rated strength and a record kept of the deflection after a 2 minute hold at each multiple of 10 percent. This is a non-destructive test unless it shows some weakness indicating the pole could not meet the strength requirements and then it is to be carried to destruction.

One pole out of every lot of 100 poles shall be tested to destruction. If it fails at less than rated strength, then four additional poles from the same lot shall be tested to rated load. If they all pass, the lot is considered to have passed that test. If two or more of them fail, the entire lot is rejected. If only one of them fails, ten more from the same lot may be tested to rated load. If there are no failures the remaining poles of that lot are considered to have passed that test, however, if there are any failures in these ten, the lot is automatically rejected.

APPENDIX "A"

TEST PROCEDURE FOR TRANSVERSE STRENGTH OF PRE-STRESSED CONCRETE POLE

1. SCOPE

1.1. This test procedure applies to all sizes of pre-stressed concrete poles.

2. OBJECTIVES:

2.1. Primarily for guidance of inspection engineer and test engineer in witness/testing pre-stressed concrete poles at source, this procedure shall also be the standard procedure for test to be conducted by NEA.

3. EQUIPMENT:

3.1. Horizontal Butt Support Clamp Jig - to stimulate the pole foundation for testing in the horizontal position. The clamp to be rigidly anchored at the test area.

3.2.

3.3. Movable trolleys.

3.4. Wire, Rope, spliced and rigged.

3.5. Shackles

3.6. 0-2500 kg (0-5600 lbs.) range or any suitable range dynamometer.

3.7. 3-meter measuring steel tape.

3.8. Chalk or soapstone.

3.9. Rubber pads or wood splinters.

3.10. Plumb bob.

4. SPECIMEN PREPARATION:

4.1. Sampling Method

4.1.1. For every batch of 25 poles, one (1) pole shall be subjected to proof load test.

4.1.2. For every batch of 100 poles, one (1) pole shall be subjected to

breakload test.

- 4.2. Select randomly from the pole class lot one (1) pole sample to be tested.
 - 4.3. The pole age should not be less than 28 days.
 - 4.4. Inspect the sample for cracks.
 - 4.5. The sample should have no hairline cracks.
 - 4.6. Note also the sample's curvature and preferably it should be acceptably straight.
 - 4.7. Secure the sample on the horizontal butt support clamp, setting it at the ground line mark. Should the pole butt be loose on the clamp, use rubber pads or wood splinters as fillers.
 - 4.8. Provide movable trolleys at the overhanging portion to support and limit the sag.
 - 4.9. For observation of crack development and determination of its point of occurrence, mark the pole longitudinally at intervals of 0.1 m with chalk or soapstone starting at the groundline.
 - 4.10. Rig and secure a wire rope sling at 0.6 m from the pole tip with the dynamometer and the winch (this is the point of load application).
 - 4.11. Attach a plumb bob at the load application point hanging the line approximately at the pole center line. This will serve as the indicator for measuring deflection.
5. SAFETY
- 5.1. The pole shall be tested for bending. Participants in the test should stay away from the loading point opposite the rope pulling direction to avoid accident in case the rope breaks.
 - 5.2. Do not stand on the pole when test load is being applied.
6. PROCEDURE
- 6.1. Proof Load Test
 - 6.1.1. Initially set the dynamometer to a load of 40% of the minimum breaking load. Apply load steadily until it reaches 40%. Hold for two (2) minutes. Note for the development of hairline crack. If crack appear at the 40% load, the pole is considered to have FAILED the test. The batch represented shall be rejected.
 - 6.2. Break Load Test
 - 6.2.1. Initially set the dynamometer to a load of 40% of the minimum breaking load. Apply load steadily until it reaches 40%. Hold for

one (1) minute. Note for the development of hairline cracks. If cracks appear at 40%load, the pole is considered to have failed the test. The batch represented shall be rejected.

- 6.2.2. If no cracks appear after the application of 40% load, .set the dyna- mometer to a load of 50% of the minimum breaking load. Apply load steadily until it reaches 50%. Hold for one (1) minute. Note for the development of hairline cracks. Release load to zero; observe if the hairline cracks closed. If the hairline cracks did not close, the pole is considered to have failed the test.
- 6.2.3. Upon. removal of the load, immediately increase the load gradually to 70% of the minimum breaking load and hold for two (2) minutes. Note for the development of additional hairline cracks.
- 6.2.4. Again remove the load and successively increase the load byan amount equal to 10% of the minimum breaking load up to 80% and thereafter increase by 5% of the minimum breaking load until failure occur, hold each load for two (2) minutes.
- 6.2.5. Measure load at the point of failure to the nearest 5 kilograms.
- 6.2.6. The pole is considered to have failed the break load test if it yielded at less than the minimum breaking load.

7. REPORT

- 7.1. For test conducted at source, the test shall be prepared by the manufacturer in coordination with the witnessing inspection engineer or test engineer.
- 7.2. The following test data shall be collected and recorded in accordance with the attached format.
 - 7.2.1. Manufacturer's serial numbers of test sample and the batch represented.
 - 7.2.2. Pole Class
 - 7.2.3. Date caste
 - 7.2.4. Date tested
 - 7.2.5. Age
 - 7.2.6. Pole dimensions
 - 7.2.7. Load, including point of failure
 - 7.2.8. Deflection
 - 7.2.9. Recovery

APPENDIX "B"

GUIDELINES FOR REJECTION/ACCEPTANCE OF PRESTRESSED CONCRETE POLE

1. Concrete Poles with Defects Subject to Rejection

Type of Defects	Extent of Damage/Defect
1. Excessive body cracks	Visible cracks which penetrate through the pole shell thickness. a.) Tip location on crack extending up to the first bolt hole. b.) It is not a hairline crack.
2. Clogged hollow portion	The hollow portion is not clear through.
3. Honey combs or Air Bubbles	a.) Air bubble or honey comb penetrate more than 1" of the pole shell and is located between the ground line and a point two (2) feet below the tip of the pole. b.) Excessive honey combs or air bubbles no matter how deep they are.
4. Excessively curved	Deflection of any portion from center line is more than 1/1,000 of the over-all length of the pole.
5. Exposed wires	Wire is visible through holes or at the hollow portion of the pole.
6. Insufficient covering	Concrete cover less than the required 18 mm.
7. Thin section	The shell of the pole is less than required in the approved manufacturer's drawings.

2. Concrete Poles with Minor Defects

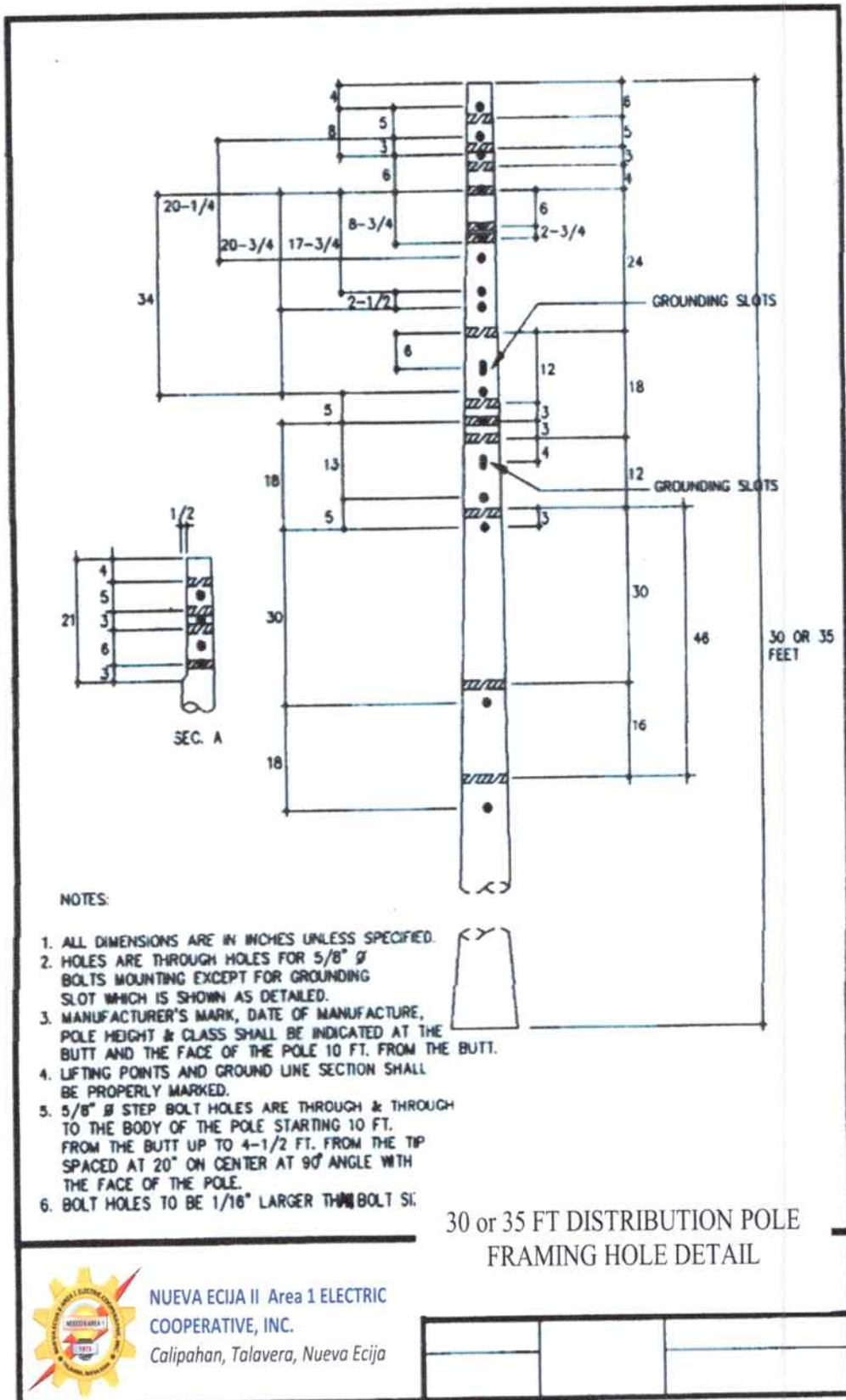
Type of Defects	Description	Remedial Measures.
Open seams	Joint formed are with depressions.	Proper patching grouting
Damage on bolthole	Minor damage on edge of holes due to premature Or improper removal of bolthole insert.	Proper patching
Boltholes not through and through	Inadequate extension of hole insert.	Drill to obtain the required hole.
Boltholes Aligned are not	Slight misalignments of boltholes due to unnecessary movement of bolt insert.	Repair of misaligned holes.
Damage on pole cap	Undesirable crack or chips on pole cap.	Replacement of Cap pole
Circumferential chips	Chips or hairline cracks not	Remove chips and place

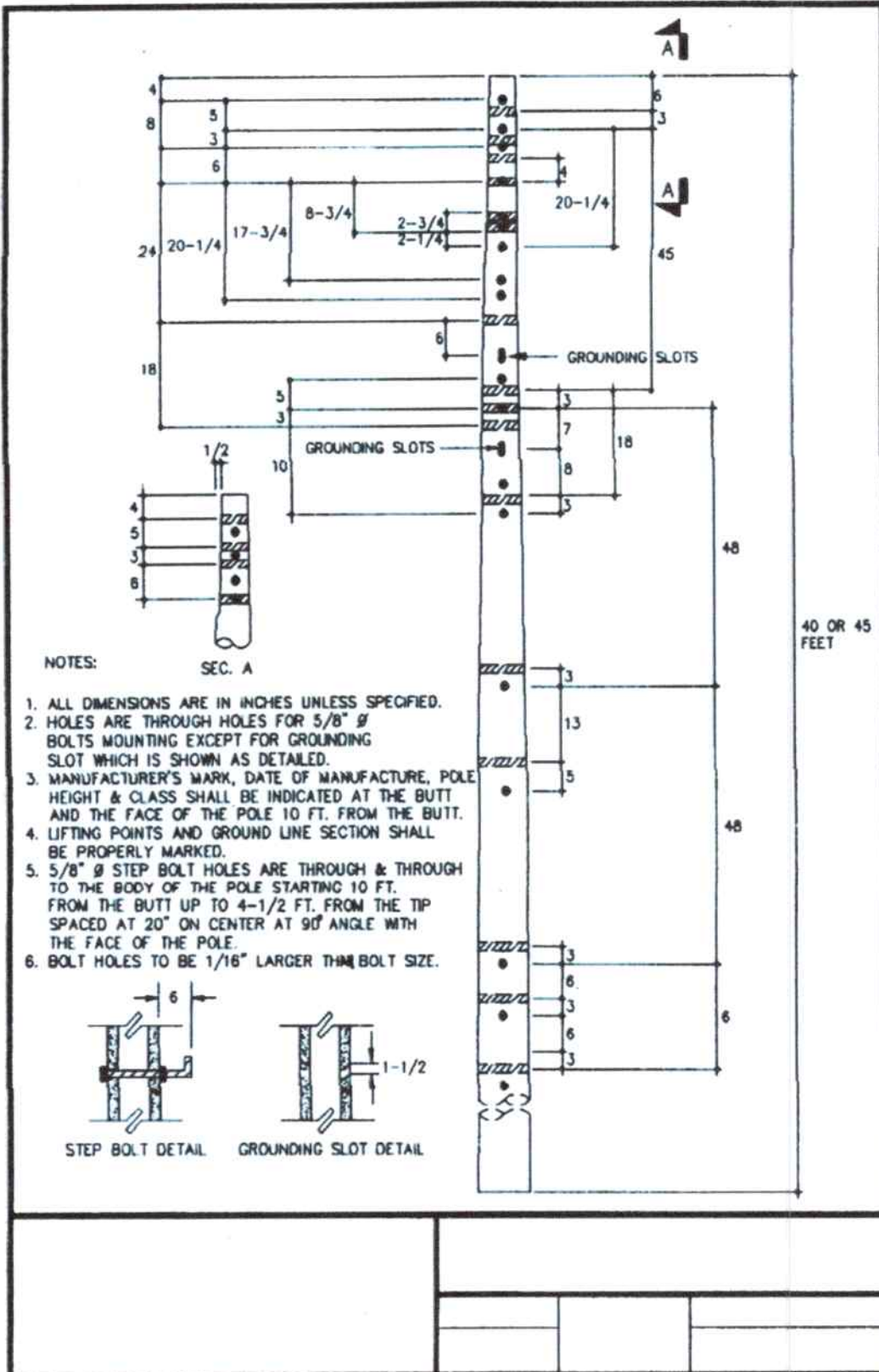
or hairline crack at tip	extending up to boltholes.	concrete grout. hairline crack.	Patch
--------------------------	----------------------------	------------------------------------	-------

3. Others

1. All required markings shall be completed.
2. All poles shall be properly aged.
3. Serial numbers shall be assigned only once.
4. Serial number of rejected poles shall not be re-used.
5. Surface serial number shall be the same as butt serial number.
6. All poles shall be provided with fish wire.

7. Supplier shall show to NEA Inspector the poles to be repaired before actual repairs are made.





SECTION VIII. LIST OF MATERIALS

TABLE OF CONTENTS

LOT	DESCRIPTION	ABC (Php)	ACCREDITATION FEE (non-refundable)	BID DOCS FEE (non-refundable)
1.A	LINE HARDWARES (For Coop Requirement)	7,488,564.49	5,000	10,000
1.B	LINE HARDWARES (For Industrial Consumers)	1,104,148.66		5,000
2.A	DISTRIBUTION TRANSFORMERS (For Coop Requirement)	14,377,000.00		25,000
2.B	DISTRIBUTION TRANSFORMER (For Industrial Consumers)	4,782,000.00		5,000
3.A	CONCRETE POLES (For Coop Requirement)	6,840,600.00		10,000
3.B	CONCRETE POLES (For Industrial Consumers)	1,039,400.00		5,000
4.A	STEEL POLES (For Coop Requirement)	4,870,400.00		5,000
4.B	STEEL POLES (For Industrial Consumers)	360,200.00		1,000
5.A	KILOWATTHOUR METER, C.T., P.T. (For Coop Requirement)	9,944,700.00		10,000
5.B	KILOWATTHOUR METER, C.T., P.T. (For Industrial Consumers)	876,660.81		1,000
6.A	CONDUCTORS (For Coop Requirement)	9,208,352.00		10,000
6.B	CONDUCTORS (For Industrial Consumers)	718,000.00		1,000

LINE HARDWARES (For Coop Requirement)			
Item No.	Material Description	Quantity	
1	Anchor, Expanding, 8,000 Pounds, 4 Way, Galvanized Steel	236	pieces
2	Bolt, Carriage 3/8" X 4-1/2"	191	pieces
3	Bolt, Double Arming 5/8" X 24"	120	pieces
4	Bolt, Double Upset, 5/8" X 10"	89	pieces
5	Bolt, Double Upset, 5/8" X 12"	139	pieces
6	Bolt, Machine 5/8" X 8"	100	pieces
7	Bolt, Machine, 1/2" X 12"	75	pieces
8	Bolt, Machine, 5/8" X 10"	230	pieces
9	Bolt, Machine, 5/8" X 12"	786	pieces
10	Bolt, Machine, 5/8" X 14"	408	pieces
11	Bolt, Oval Eye, 5/8" X 10"	355	pieces
12	Bolt, Single Upset, 5/8" X 12"	98	pieces
13	Bolt, Thimble Eye 5/8" X 10" (Angle type)	150	pieces
14	Bolt, Thimble Eye 5/8" X 10" (Straight type)	50	pieces
15	Bolt, Thimble Eye 5/8" X 12"	100	pieces
16	Brace, Crossarm, 28", Steel	291	pieces
17	Brace, Sidearm, Diagonal, 7 Feet	175	pieces
18	Bracket, Clevis Deadend Without Spool (Angle Bracket 5/8)	174	pieces
19	Bracket, Mounting for Fuse Cut-Out & Arrester	120	pieces
20	C.T. Box	25	pieces
21	Clamp, Anchor Bonding, Single Eye Rod	236	pieces
22	Clamp, Deadend Strain, #2/0 ACSR	200	pieces
23	Clamp, Guy Straight, 3 Bolt, Heavy Duty Steel	650	pieces
24	Clamp, Hot Line, #2 - #4/0 ACSR Main to #2 - #4/0	440	pieces
25	Clamp, Loop Deadend, #2/0 ACSR	200	pieces
26	Clevis, Secondary Swinging Without Spool	200	pieces
27	Connector, Compression, YHD 200, Run #1/0 - #2/0 - Tap #6 - #2	542	pieces
28	Connector, Compression, YHD 300, Run #1/0 - #2/0 - Tap #1/0 - #2/0	500	pieces
29	Connector, Compression, YHO 150, Run #3 - #1/0 - Tap #6- #2	2,000	pieces
30	Connector, Wedge Type, #336 - #336 MCTA	100	pieces
31	Crossarm, Steel, 3" X 4" X 8', Hot Dip Galvanized	229	pieces
32	Fuse Cut-out, 15KV, Class 100	120	pieces

33	Fuse Cut-out, 15KV, Class 200	13	pieces
34	Insulator, Pin Type, Polyethelene, ANSI, Class 55 - 5	1,000	pieces
35	Insulator, Spool, 1-3/4", ANSI, Class 53 - 2	364	pieces
36	Insulator, Spool, 3", ANSI, Class 53 - 4	558	pieces
37	Insulator, Suspension, 4 shed, Polymer,15KV	336	pieces
38	Lightning Arrester, 10-12 KV, Polymer	120	pieces
39	Link, Fuse, Universal, Bottom Head, Type K, 100A	75	pieces
40	Link, Fuse, Universal, Bottom Head, Type K, 10A	350	pieces
41	Link, Fuse, Universal, Bottom Head, Type K, 12A	400	pieces
42	Link, Fuse, Universal, Bottom Head, Type K, 15A	400	pieces
43	Link, Fuse, Universal, Bottom Head, Type K, 20A	350	pieces
44	Link, Fuse, Universal, Bottom Head, Type K, 25A	250	pieces
45	Link, Fuse, Universal, Bottom Head, Type K, 2A	300	pieces
46	Link, Fuse, Universal, Bottom Head, Type K, 30A	300	pieces
47	Link, Fuse, Universal, Bottom Head, Type K, 35A	150	pieces
48	Link, Fuse, Universal, Bottom Head, Type K, 3A	500	pieces
49	Link, Fuse, Universal, Bottom Head, Type K, 40A	150	pieces
50	Link, Fuse, Universal, Bottom Head, Type K, 50A	150	pieces
51	Link, Fuse, Universal, Bottom Head, Type K, 5A	375	pieces
52	Link, Fuse, Universal, Bottom Head, Type K, 60A	100	pieces
53	Link, Fuse, Universal, Bottom Head, Type K, 65A	100	pieces
54	Link, Fuse, Universal, Bottom Head, Type K, 6A	513	pieces
55	Link, Fuse, Universal, Bottom Head, Type K, 80A	50	pieces
56	Link, Fuse, Universal, Bottom Head, Type K, 8A	400	pieces
57	Meter box CT rated A & B	22	pieces
58	Meter Shed G.I. (7 cons/box)	500	pieces
59	Meter, Base Socket, CL-100, Long Clip	250	pieces

60	Nut, Thimble Eye, 5/8" Single Eye, Hot Dip Galvanized	50	pieces
61	Pin, Crossarm, Steel, 5/8" X 13-3/4", 1-3/8 Mounting Thread	500	pieces
62	Pin, Pole Top, Channel, Thread, 1 3/8" X 25" Long, Hot Dip Galvanized	269	pieces
63	Rectangular base, 4 jaws-hubs	50	pieces
64	Rectangular base, 5 jaws-hubs	25	pieces
65	Rod, Anchor, Threaded, Single Eye, 5/8" X 7'	236	pieces
66	Rod, Ground Steel, Galvanized, 5/8" X 10'	213	pieces
67	Shackle, Anchor, Forged Steel, Galvanized	20	pieces
68	Spacer, Pipe, 3/4" X 1-1/2"	135	pieces
69	Washer, Round, 1-3/8" Diameter With 9/16" Diameter Hole	100	pieces
70	Washer, Square, Flat, 2-1/4" X 2-1/4" X 3/16", 13/16" Diameter Hole	2,500	pieces
71	Wire, Grounding, Aluminum Alloy, 3 Strand, #4 AWG	5,000	feet
72	Wire, Guy, Steel, 3/8", 7 Strand	10,000	feet
73	Wire, Tie, Aluminum Alloy, Soft, #4 AWG	6,000	feet
74	Insulator, Pin Type, 1-3/8 Mounting Thread	500	pieces
75	Service Grip#6	6,000	pieces
76	Bolt, Double Arming 5/8" X 18"	200	pieces

LINE HARDWARES (For Industrial Consumers)			
Item No.	Material Description	Quantity	
1	Anchor, Expanding, 8,000 Pounds, 4 Way, Galvanized Steel	68	pieces
2	Buckle	146	pieces
3	Band it, Strap	6	boxes
4	Bolt, Carriage 3/8" X 4-1/2"	54	pieces
5	Bolt, Double Arming 5/8" X 20"	9	pieces
6	Bolt, Double Arming 5/8" X 24"	33	pieces
7	Bolt, Double Upset, 5/8" X 10"	12	pieces
8	Bolt, Double Upset, 5/8" X 12"	12	pieces
9	Bolt, Machine, 1/2" X 12"	34	pieces
10	Bolt, Machine, 5/8" X 12"	122	pieces
11	Bolt, Machine 5/8" X 6"	98	pieces
12	Bolt, Machine, 5/8" X 14"	33	pieces
13	Bolt, Oval Eye, 5/8" X 10"	39	pieces
14	Bolt, Oval Eye, 5/8" X 12"	88	pieces
15	Bolt, Single Upset, 5/8" X 12"	14	pieces
16	Bolt, Thimble Eye 5/8" X 10" (angle type)	20	pieces
17	Bolt, Thimble Eye 5/8" X 12" (angle type)	50	pieces
18	Brace, Crossarm, 28", Steel	54	pieces
19	Brace, Sidearm, Diagonal, 7 Feet	15	pieces

20	Bracket, Mounting for Fuse Cut-Out & Arrester	64	pieces
21	Clamp, Anchor Bonding, Single Eye Rod	66	pieces
22	Clamp, Deadend Strain, #2/0 ACSR	70	pieces
23	Clamp, Guy Straight, 3 Bolt, Heavy Duty Steel	136	pieces
24	Clamp, Hot Line, #2 - #4/0 ACSR Main to #2 - #4/0	92	pieces
25	Clamp, Loop Dead-end, #6 to #2/0 ACSR	210	pieces
26	Clevis, Secondary Swinging Without Spool	109	pieces
27	Crossarm, Steel, 3" X 4" X 8', Hot Dip Galvanized	44	pieces
28	Insulator, Pin Type, Polyethelene, ANSI, Class 55 – 5 1-3/8" Mounting Thread	77	pieces
29	Insulator, spool, 1-3/4", ANSI, Class 53 - 2	48	pieces
30	Insulator, spool, 3", ANSI, Class 53 - 4	104	pieces
31	Insulator, Suspension, 4 shed, Polymer, 15KV	77	pieces
32	PVC Adaptor # 1" Dia. (Pcs.)	38	pieces
33	PVC Pipe, 1'	28	pieces
34	Pin, Crossarm, Steel, 5/8" X 13-3/4" 1-3/8" mounting thread	63	pieces
35	Pin, Pole Top, Channel, 1" Thread, 25" Long	13	pieces
36	Rod, Anchor, Threaded, Single Eye, 5/8" X 7'	66	pieces
37	Rod, Ground Steel, Galvanized, 5/8" X 10'	51	pieces
38	Shackle, Anchor, Forged Steel, Galvanized	17	pieces
39	Bracket, Transformer Pole Mounting, 1 Phase, Hot Dip Galvanized	94	pieces
40	Bracket, Transformer Pole Mounting, 2 Phase, Hot Dip Galvanized	12	pieces
41	Copper wire no. 3.5mm (white)	300	meters
42	Copper wire no. 3.5mm (black)	150	meters
43	Copper wire no. 3.5mm (blue)	150	meters
44	Copper wire no. 3.5mm (red)	150	meters
45	CT, Box, 10"X 14"X 18"	18	pieces
46	Meter Box, 10"X 14"X 18"	60	pieces

DISTRIBUTION TRANSFORMERS (FOR COOP REQUIREMENTS)			
No.	Description	Quantity	
1	Transformer, Pole Type, Conventional, 25 KVA, Primary Voltage=13200/7620V, Secondary Voltage=120/240V, Double Bushing with External Tap Changer, All copper winding, with ISO Certified, Certified PCB Free by EMB-DENR with Manufactured Test Report	69	unit
2	Transformer, Pole Type, Conventional, 37.5 KVA, Primary Voltage=13200/7620V, Secondary Voltage=120/240V, Double Bushing with External Tap Changer, All copper winding, with ISO Certified, Certified PCB Free by EMB-DENR with Manufactured Test Report	66	unit
3	Transformer, Pole Type, Conventional, 50 KVA, Primary Voltage=13200/7620V, Secondary Voltage=120/240V, Double Bushing with External Tap Changer, All copper winding, with ISO Certified, Certified PCB Free by EMB-DENR with Manufactured Test Report	25	unit

DISTRIBUTION TRANSFORMERS (FOR INDUSTRIAL CONSUMERS)			
No.	Description	Quantity	
1	Transformer, Pole Type, Conventional, 25 KVA, Primary Voltage=13200/7620V, Secondary Voltage=120/240V, Double Bushing with External Tap Changer, All copper winding, with ISO Certified, Certified PCB Free by EMB-DENR with Manufactured Test Report	31	units
2	Transformer, Pole Type, Conventional, 37.5 KVA, Primary Voltage=13200/7620V, Secondary Voltage=120/240V, Double Bushing with External Tap Changer, All copper winding, with ISO Certified, Certified PCB Free by EMB-DENR with Manufactured Test Report	6	units
3	Transformer, Pole Type, Conventional, 50 KVA, Primary Voltage=13200/7620V, Secondary Voltage=120/240V, Double Bushing with External Tap Changer, All copper winding, with ISO Certified, Certified PCB Free by EMB-DENR with Manufactured Test Report	14	units
4	Transformer, Pole Type, Conventional, 75 KVA, Primary Voltage=13200/7620V, Secondary Voltage=120/240V, Double Bushing with External Tap Changer, All copper winding, with ISO Certified, Certified PCB Free by EMB-DENR with Manufactured Test Report	2	units

CONCRETE POLES (FOR COOP REQUIREMENT)			
No.	Description	Quantity	
1	Pole, Concrete, 30', Class 5, 1000 kgs. (Minimum Load Break) Top Dia.-201mm, Bottom Dia. 310mm Weight 745kgs	131	pieces
2	Pole, Concrete, 35', Class 3, 1400 kgs. (Minimum Load Break) Top Dia.-238mm, Bottom Dia. 396mm, Weight - 1125kgs.	161	pieces
3	Pole, Concrete, 40', Class 3, 1400 kgs. (Minimum Load Break) Top Dia.-238mm, Bottom Dia. 418mm, Weight - 1335kgs.	60	pieces
4	Pole, Concrete, 50', Class 3, 1600 kgs. (Minimum Load Break) Top Dia.-238mm, Bottom Dia. 418mm Weight 1930 kgs	20	pieces

CONCRETE POLES (FOR INDUSTRIAL CONSUMERS)			
No.	Description	Quantity	
1	Pole, Concrete, 30', Class 5, 1000 kgs. (Minimum Load Break) Top Dia.-201mm, Bottom Dia. 310mm Weight 745kgs	7	pieces
2	Pole, Concrete, 35', Class 3, 1400 kgs. (Minimum Load Break) Top Dia.-238mm, Bottom Dia. 396mm, Weight - 1125kgs.	25	pieces
3	Pole, Concrete, 40', Class 3, 1400 kgs. (Minimum Load Break) Top Dia.-238mm, Bottom Dia. 418mm, Weight - 1335kgs.	20	pieces

STEEL POLES (FOR COOP REQUIREMENTS)			
No.	Description	Quantity	
1	Pole, Steel, 25', Bare-3.0 mm, 86 Micron, 500 kgs (Minimum Load Break)	25	pieces

2	Pole, Steel, 30', Bare-3.0 mm, 86 Micron, 500 kgs (Minimum Load Break)	128	pieces
3	Pole, Steel, 35', Bare-3.0 mm, 86 Micron, 500 kgs (Minimum Load Break)	100	pieces
4	Pole, Steel, 40', Bare-3.0 mm, 86 Micron, 500 kgs (Minimum Load Break)	30	pieces

STEEL POLES (FOR INDUSTRIAL CONSUMERS)

No.	Description	Quantity	
1	Pole, Steel, 30', Bare-3.0 mm, 86 Micron, 500 kgs (Minimum Load Break)	13	pieces
2	Pole, Steel, 35', Bare-3.0 mm, 86 Micron, 500 kgs (Minimum Load Break)	3	pieces
3	Pole, Steel, 40', Bare-3.0 mm, 86 Micron, 500 kgs (Minimum Load Break)	4	pieces

**KILOWATTHOUR METERS
(FOR COOP REQUIREMENT)**

No.	Description	Quantity	
1	Meter, KWH, 1 Phase, Class 1, 240V, 5(100)A, Bottom Connected, Electronic	7,677	pieces
2	Meter, KWH, 1 Phase, Class 200, 2W, 240V, Form 1S, Socket Type, Electronic	1,000	pieces

KILOWATTHOUR METER, C.T. AND P.T. (FOR INDUSTRIAL CONSUMERS)

No.	Description	Quantity	
1	Electronic KWH-meter FM 3S-, CT rated, 1phase,2W, w/ demand 120-240V, Kh=0.3, CL20 CA=0.2 with built-in soft switches A,I,K,L,N,P,R,T	14	pieces
2	Electronic KWH-meter FM 12S, CT rated, 3phase,2W, CL200 w/ demand, Kh=14.4, CA=0.2, TA=30, 120-240V with built-in soft switches A,I,K,L,N,P,R,T	3	pieces
3	Electronic KWH-Meter, FM 1S, 1phase,2W,CL200 w/ demand, 120-480V,W/L Switches A,I,K,L,N,P,R,T	29	pieces
4	Electronic KWH-Meter, FM 48A CL20,120-480 V, 3Phase, 4W,CA=0.5, with built-in soft switches A,I,K,L,N,P,R,T, TOU and demand billing	5	pieces
5	C. T., 10-20:5A, R.F. 4.0, (1 Pc.) (Dual Ratio)	3	pieces
6	C. T., 100:5, R.F. 4.0	22	pieces

**CONDUCTORS
(For Coop Requirement)**

Item No.	Material Description	Quantity	
1	Conductor, Bare, ACSR #1/0, AWG 6/1	10,000	meters
2	Conductor, Bare, ACSR #2/0, AWG 6/1	4,000	meters
3	Conductor, Duplex, #1/0 AWG 6/1 (Meters)	9,000	meters
4	Conductor, Duplex, #2 AWG 6/1 (Meters)	5,000	meters
5	Conductor, Duplex, #2/0, AWG 6/1	11,000	meters
6	Conductor, Duplex, #6 AWG 6/1 (Meters)	196,560	meters

CONDUCTORS

(For Industrial Consumers)			
Item No.	Material Description	Quantity	
1	Conductor, Bare, ACSR #1/0, AWG 6/1	4000	meters
2	Conductor, Duplex, #1/0 AWG 6/1 (Meters)	2000	meters
3	Conductor, Duplex, #2/0, AWG 6/1	2000	meters